


University of Colorado Denver  
Metropolitan State College of Denver  
Community College of Denver

# Design Charette for Auraria Library Auraria Higher Education Center

Final Report  
13 January, 2011



**AURARIA LIBRARY**

Engage your mind. Enrich your future.

## Table of Contents

Summary of Work	2
Participants	3
Mission / Vision / Project Goals	4
Campus Master Plan	5
Building Background & Historic Features	6
Analysis of Existing Conditions and Issues	7
Existing Conditions - Structural / Mechanical / Electrical	11
Contextual Site Plan	12
Existing Ground Floor Plan	13
Existing Upper Floor Plan	14
Existing Basement Floor Plan	15
Charrette Agenda and Process	16
Mind Breaking	17
Building Breaking	18
Program Variants: Team 1	19
Program Variants: Team 2	20
Program Option Development	21
Preferred Option - Concepts	22
Preferred Option - Images	23
Preferred Option - Ground Floor	24
Preferred Option - Upper Floor	25
Priorities	26
Phasing / Costs	27
Phased Projects	28
Guidelines : DON'TS	31
Guidelines : DO'S	32
Appendix 1: Full Mind Breaking Results	33
Appendix 2: Charrette Notes	36

## Summary of Work

On 30 November and 1 December 2010, Humphries Poli Architects with Holzman Moss Bottino Architecture conducted a two-day design charrette for the Auraria Library. The purpose of the charrette was to develop options “for renovating the Auraria Library to better meet learning needs and to create opportunities for a state-of-the-art learning center for the future.”

The 2007 Auraria Higher Education Center [AHEC] Master Plan called for the replacement of the Auraria Library with a \$150 million, 380,000 square foot new facility. Due to current economic conditions and state budget challenges, this project has been deemed to be financially unviable in the short and mid-term future. The Auraria Library Design Charrette developed a set of strategies to enhance and transform the existing Auraria Library facility while continuing to serve its original purpose.

The Auraria Library Design Charrette Report report documents the results of the charrette, develops a ‘preferred option’ based on the charrette results, and presents budget estimates for phased projects contributing to the preferred option.

All designs submitted as part of this Report are conceptual in nature. A full design process, beginning with programming and schematic design, will be necessary to implement the concepts in the Report.

The charrette was attended by representatives of the Auraria Library, University of Colorado Denver, Metropolitan State College of Denver, the Community College of Denver, the King Foundation, and the Auraria Higher Education Center.

Humphries Poli Architects is a Denver-based design firm with over 50 library projects to its credit, including the landmark Anythink Libraries in Adams County, CO, and the Green Valley Ranch branch of the Denver Public Library. Holzman Moss Bottino is a New York City-based design firm led by Malcolm Holzman, with significant academic library projects including the West Point Library, the Los Angeles Public Library Central Library, the Vassar College Libraries, and the ongoing design of a renovation for the Air Force Academy Library in Colorado Springs. Both firms have an extensive background with master planning and with renovations of historically significant buildings.



## Participants

### Auraria Library

Mary Somerville / *Library Director*  
Meg Brown-Sica / *Associate Director of Technology  
Strategy and Learning Spaces*  
Cindy Hashert / *Associate Director of Education,  
Research, and Information Services*  
Ann Jones / *Chairman, Library Board*  
Catherine Ostrander / *Head of Development &  
Community Relations*

### Auraria Higher Education Center

Jill Jennings Golich / *Campus Planner*  
Carl Meese / *Campus Planner*  
Julia Hughes / *Designer*  
Matthew Keller / *Director, Media Center*

### Metropolitan State College of Denver

Carol Svendsen / *ECCP Program*  
Linda Lang-Peralta / *School of Letters, Arts, & Sciences*

### University of Colorado Denver

Lisa McGill / *Director, Disability Resources & Services*  
Jerry Scezney / *Chief Planning Officer*  
Brad Silsby / *Senior Institutional Planner*  
Clark Strickland / *Assistant Dean, College of Arts & Media*  
Jerry Perry / *Director, Health Sciences Library*

### Community College of Denver

Bob Kronewitter, FAIA / *Director of Architecture & Planning*  
Gudryn Doherty / *Dean, Center for Math & Science*

### King Foundation

Janice Fritsch, Secretary

### Design Charette Team

Dennis Humphries, AIA / *Humphries Poli Architects*  
Joe Poli, AIA / *Humphries Poli Architects*  
Ozi Friedrich / *Humphries Poli Architects*  
Malcolm Holzman, FAIA / *Holzman Moss Bottino Architecture*  
Chuck Keyes, P.E. / *Martin & Martin Consulting Engineers*







# AURARIA LIBRARY

## Mission

To foster intellectual growth, academic success, and lifelong learning for the students, faculty, and staff of the diverse urban campus of Auraria.

## Vision

*To be the heart of the learning experience.*

## Project Goals

The project goals listed below were defined in the project background documentation, and then refined and supplemented through extensive discussion during the charette process. In communicating these goals, the participants also made reference to previously conducted student surveys and essays by users of the library.

**Study Resources** – Improve opportunities for studying and collaborative learning

**New Programs** – Create new programmatic areas for a unique learning center (e.g. the Center for Colorado and the West at the Auraria Library)

**Amenities** – Improve the facility's amenities to enhance educational learning opportunities

**Operations** – Enhance service delivery & operational aspects of the library program

**Building** – Improve engineering systems and correct building deficiencies.

**Usability** – Improve wayfinding and navigability for intuitive usability

**Sanctuary** – create a Refuge to serve the unique needs of commuter-based students

**Inquiry** – Support the experience of the joy of inquiry and discovery

**Diversity** – Reflect the unique urban diversity of the Auraria campus and

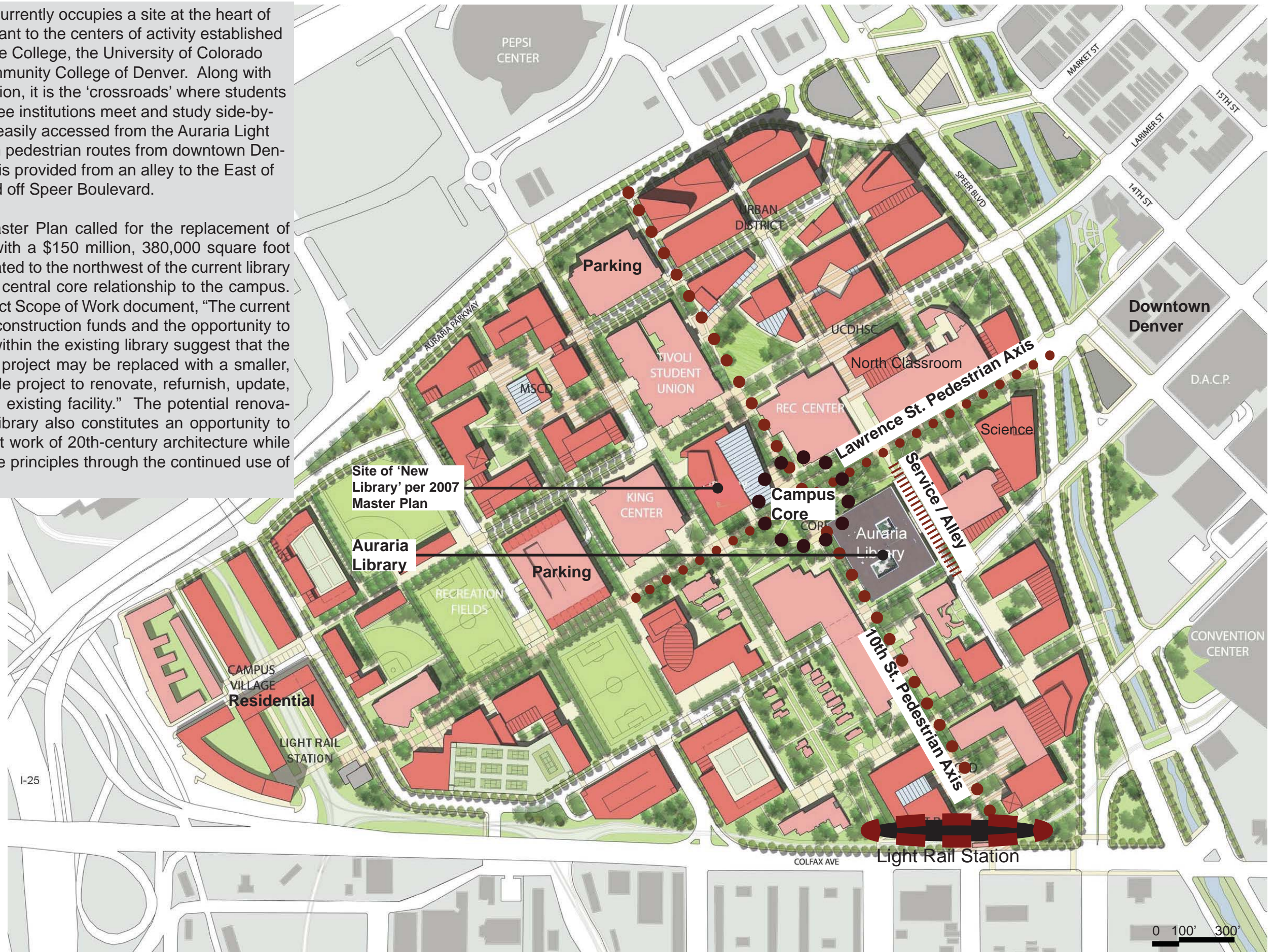
**Transform the Library into one of the top five reasons to attend college at Auraria**



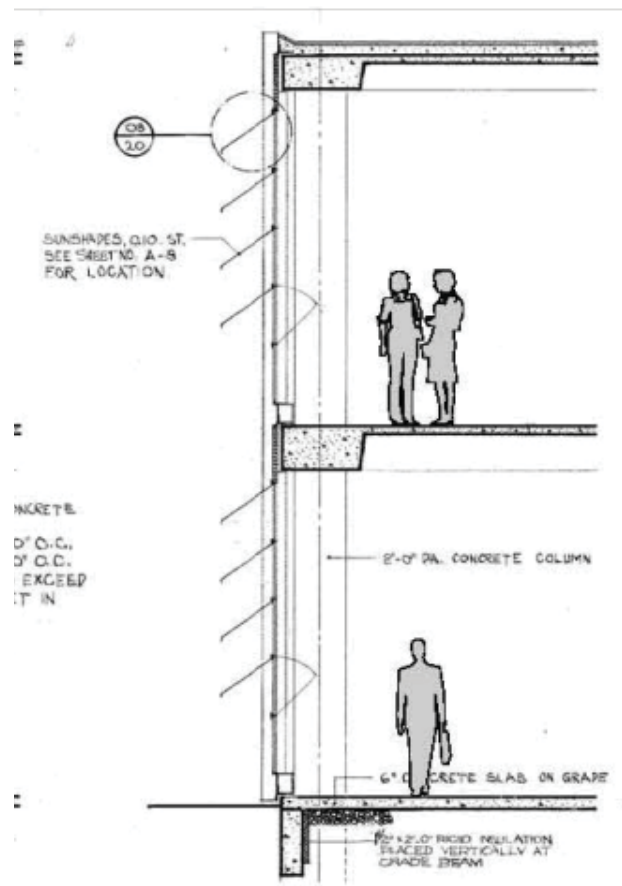


The Auraria Library currently occupies a site at the heart of the campus, equidistant to the centers of activity established by Metropolitan State College, the University of Colorado Denver, and the Community College of Denver. Along with the Tivoli Student Union, it is the 'crossroads' where students and faculty of the three institutions meet and study side-by-side. The Library is easily accessed from the Auraria Light Rail Station and from pedestrian routes from downtown Denver. Service access is provided from an alley to the East of the Library, accessed off Speer Boulevard.

The 2007 AHEC Master Plan called for the replacement of the Auraria Library with a \$150 million, 380,000 square foot new facility to be located to the northwest of the current library while maintaining its central core relationship to the campus. As stated in the project Scope of Work document, "The current lack of state capital construction funds and the opportunity to better utilize space within the existing library suggest that the previously proposed project may be replaced with a smaller, more financially viable project to renovate, refurbish, update, and better utilize the existing facility." The potential renovation of the Auraria Library also constitutes an opportunity to preserve a significant work of 20th-century architecture while practicing sustainable principles through the continued use of existing resources.







Curtain Wall & Operable Lites

## Building Background

The Auraria Library was designed 1974 and completed 1976. It was acclaimed architect Helmut Jahn's second major project at the office of C.F. Murphy Associates (later Murphy / Jahn) after the 1974 Kemper Arena in Kansas City. The building is two stories with a partial basement, totaling 188,681 gsf. It is a classic Free Plan building, characterized by exposed concrete structure, a regular column grid, and other building elements floating free of the columns. The building exterior consists of a curtain wall system with distinctive white metal louvers on the south and west elevations. Original construction costs were reportedly in the area of \$25 / sf, and did not include an air conditioning system. The curtain wall included a pattern of operable awning windows that were used for warm-weather ventilation prior to the construction of the Auraria chilled water supply and the Library air conditioning system. The facility remains largely intact with the exception of the operable windows, which are currently bolted shut.

The original site was bounded by a four-lane viaduct leading to downtown Denver at the North building edge. The North perimeter is therefore set back from the original right-of-way, which has since been demolished and converted to a pedestrian-only zone.

### Architect's Statement on the Auraria Library, 1976

From *CFMA: C.F. Murphy Associates, 1981*

*The building serves as the central Learning Resources Center and Multimedia Production Facility for a new college in downtown Denver.*

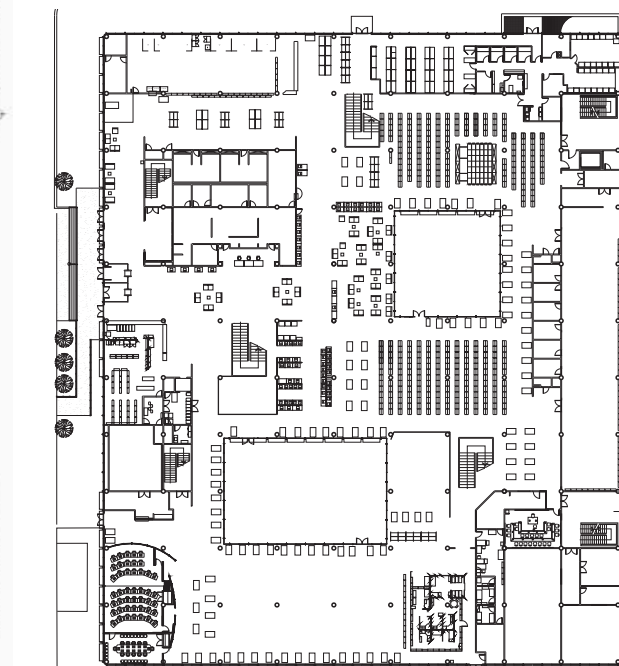
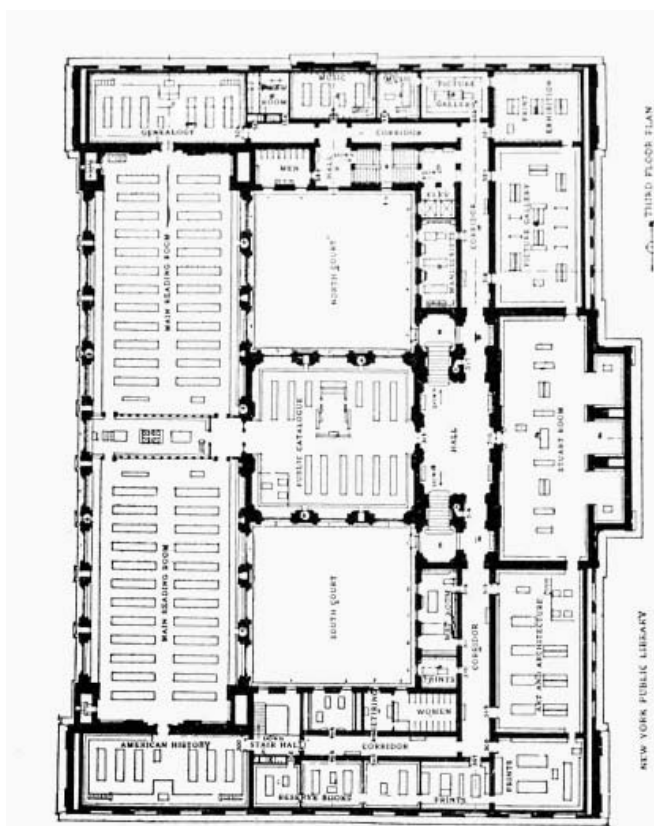
*The multimedia facility is located in a partial basement. All library functions are on two floors of flexible "Loft-space." Two open courtyards are placed asymmetrically within the plan and subdivide the floor into various "use" areas. The courtyards are for outdoor reading and provide light and air in the space, since the building is not air conditioned.*

*The structure is of reinforced, post tensioned concrete in 30 ft square bays. It is enclosed by a thin, modular aluminum skin with fixed glass, operating sash, or insulated panel infill. Since Denver has 300 days of sun per year, exterior sunshades are used on the south and west exposures to reduce the heatgain in the building. The wall is painted white.*

*The structure and all technical systems in the building are left exposed and integrated with each other in a modular order. Through supply with chilled water in the future the ventilating system can be converted into a complete HVAC system. The fan rooms are located at the perimeter each level. They act as return plenums and eliminate the need for any return air ductwork. Interior partitions are of drywall, some of them accentuated with yellow, blue and red color. Fixtures and lights are grey, the ducts are silver. . . .*

*An opportunity is sought to exploit all elements of a building to achieve a visual statement, that is appropriate to our times. This opportunity may come with the plan to meet the particular functional requirements with the general organization and circulation, creating continuity beyond the building proper; with spaces that help orientation; with the skin as an enclosure of space; or with one of the various technical subsystems required.*

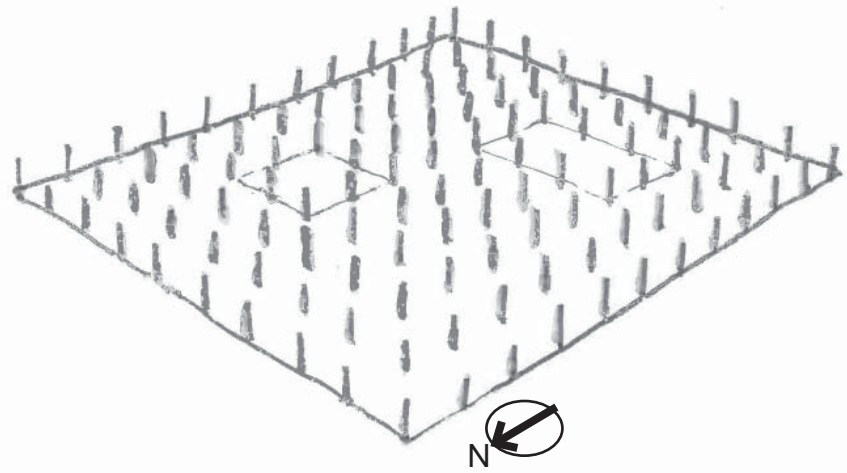
*Architecture practiced in this methodology, can contribute to reform the social processes it houses and lend symbol, image and joy to its buildings. Design solutions have to be beneficial to people and help to create a productive and useful environment.*



Courtyard Library Typology

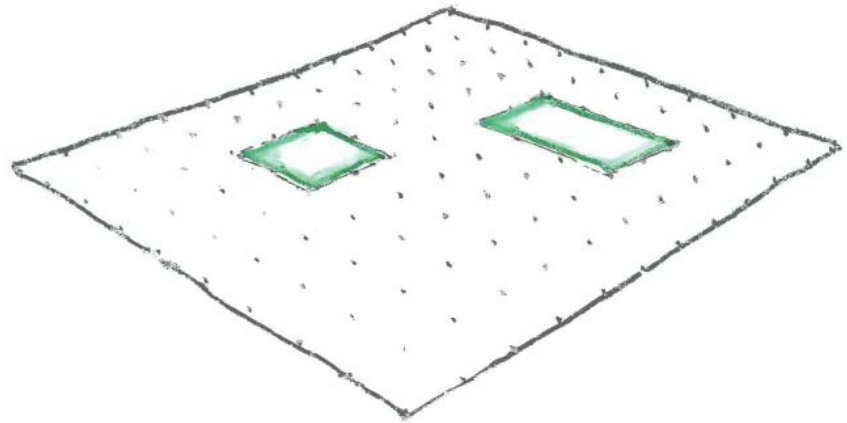
The New York Public Library (left) and Auraria Library, shown at relative scale.





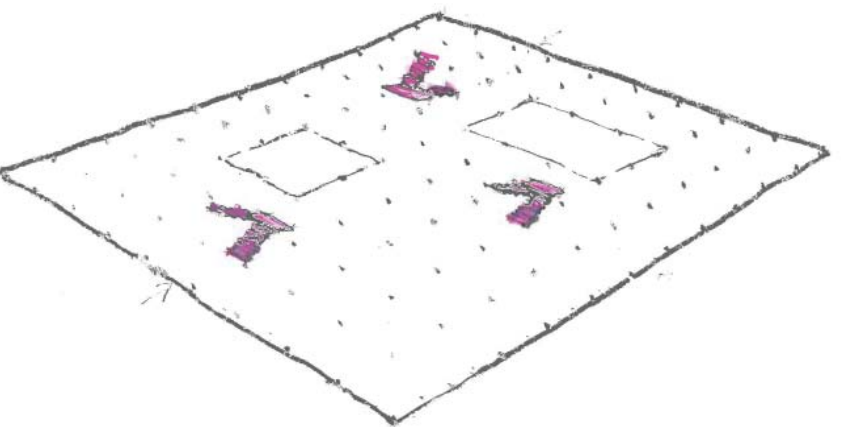
### Column Grid

The Auraria Library's regular 30' x 30' column grid makes for a high level of structural flexibility. With a total footprint of 273'-6" x 333'-6", the Library perimeter encloses over 2 acres of space at each floor.



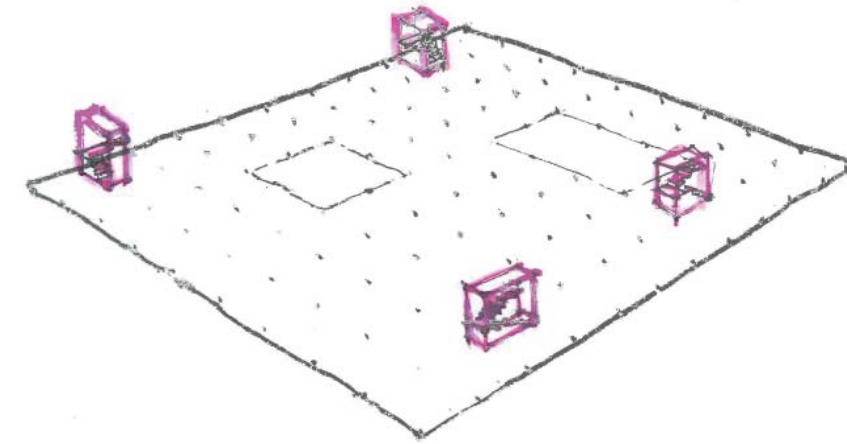
### Two Courtyards

Two courtyards provide light and access to the outdoors at the center of the large floorplate. One courtyard is 60' x 60' while the other is 60' x 90'. The two courtyards are not visually distinct and contribute to the difficulty of wayfinding experienced by many users.



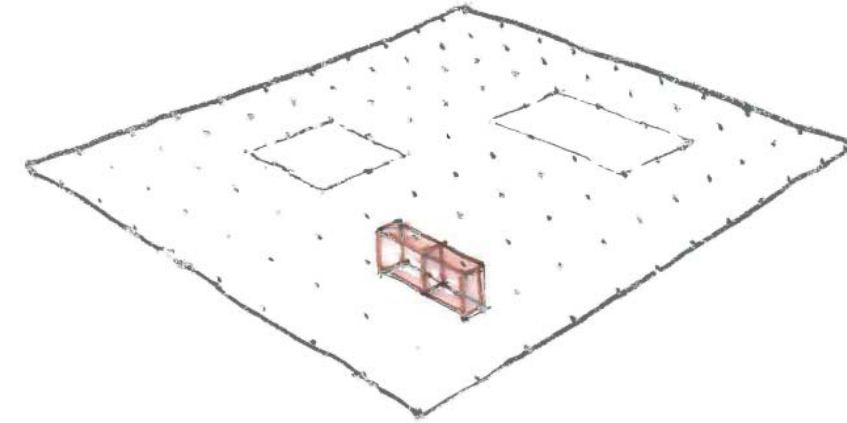
### Public Stairs

The three public stairs are elegantly designed and proportioned at a civic scale. Sound transmittance through the stair openings is a concern.



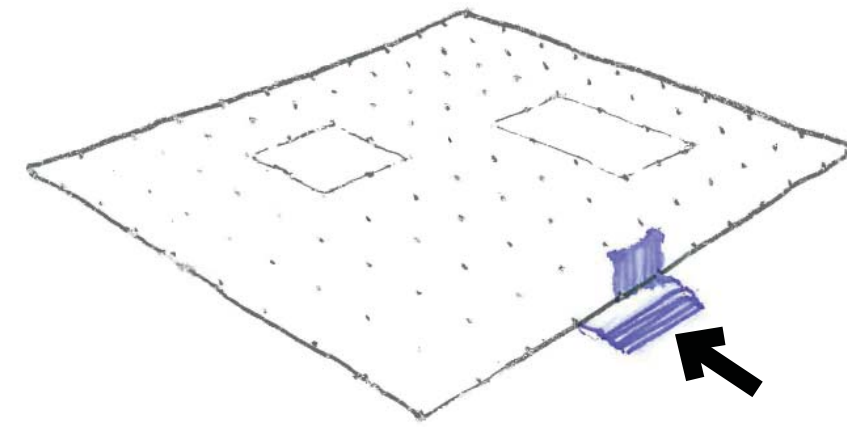
### Emergency Stairs

Four emergency stairs offer multiple options for building exiting. If lateral structural reinforcement is required by future modifications, the stair cores would be a potential location.



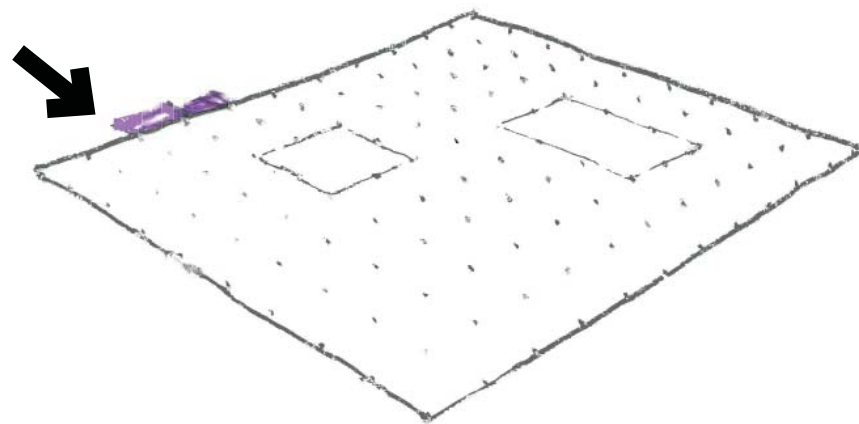
### Public Restrooms

Public restrooms are currently stacked in the same location at each floor. They offer insufficient facilities for current demand. Expansion is a priority for the Library.



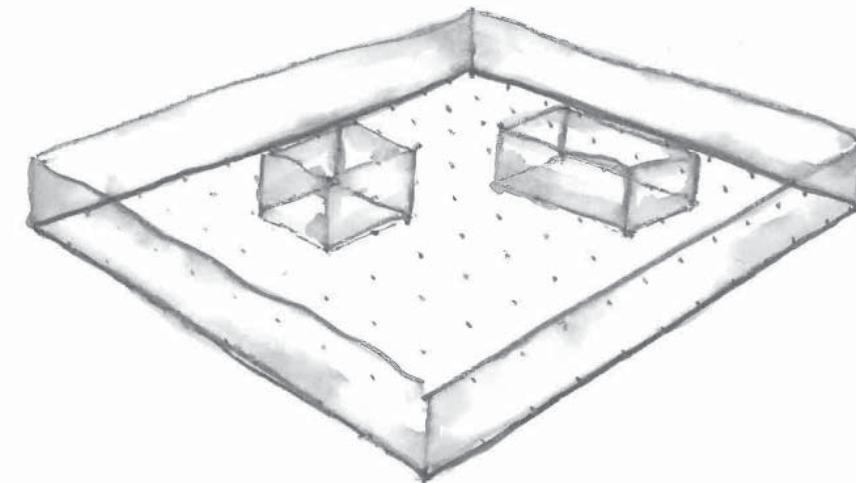
### Main Entry

The main entry is located at the West facade on the 10th Street pedestrian axis. Its scale is relatively small given the significance of the Library. Four of the original six pairs of doors have been closed, with all Library users routed through one set of entry doors and one set of exit doors.



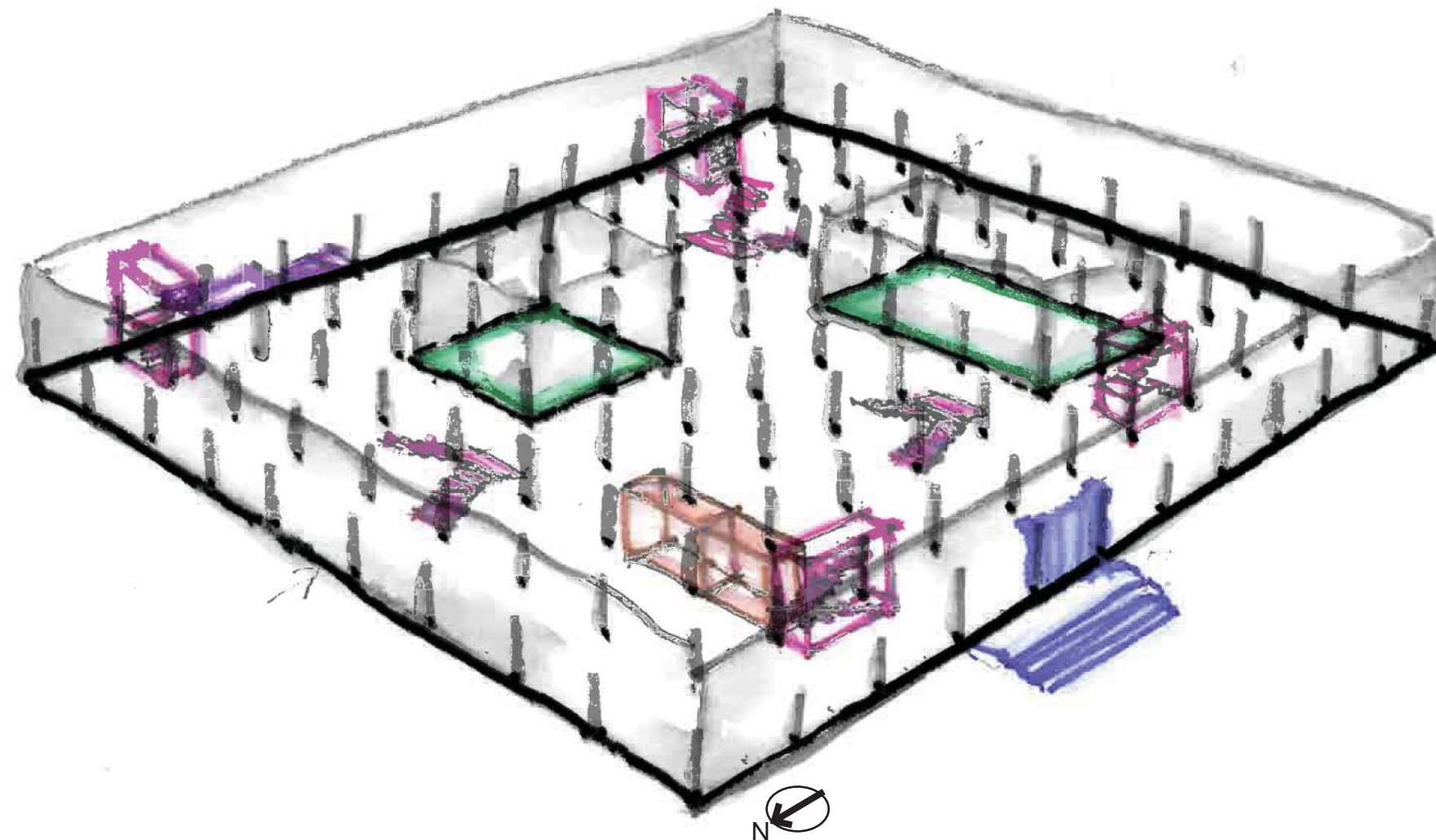
**Service / Media Entry**

The entrance to the Media Center (located in the partial basement) is located on the 11th Street Service Alley. The entrance also serves as a staff / service entrance for the Library. One is equipped with loading dock platforms. The connection between the library and media center is locked.



**Glass Skin**

The Library perimeter consists of the original curtain wall with single-paned glazing, except the North facade where the glazing has subsequently been replaced with double-pane insulated glazing units. The original horizontal louvers reduce heat gain and glare off the South and West facades, but block views out at standing and sitting height.



**Composite Diagram - Existing Conditions**





**Electrical Systems**

The Library was constructed before the proliferation of personal electronic devices. A significant upgrade of the electrical system is required to better facilitate personal computers and laptops throughout. Floor boxes may be added by saw-cutting the first floor concrete slab-on-grade, but more consideration will be required to add in-floor electric power at the second floor post-tensioned slab and over the partial basement.



**Cafe**

A small cafe space has been added near the main entrance. The kiosk is detached from plumbing; water is supplied when required through a hose attached to a custodial sink. A new Study Cafe would take advantage of the Library's excellent Campus Core location and provide needed services to commuter students.



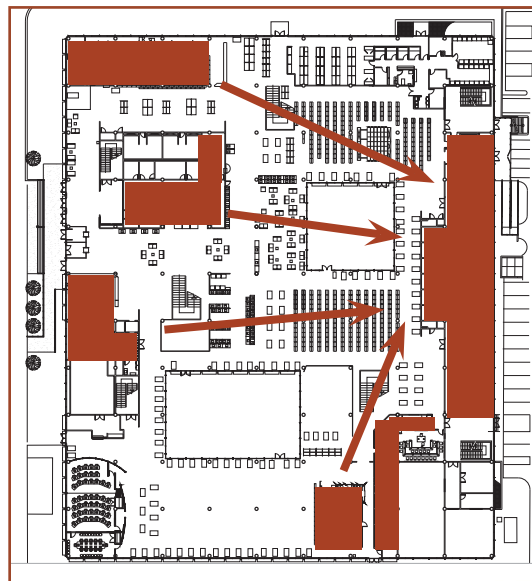
**Courtyards**

Two existing courtyards serve to bring daylight into the center of the large floorplate. The courtyards are similar in appearance and are frequently mistaken for one another by library users. The courtyard spaces are underutilized. A redesign of the exterior space could enhance the utility and attractiveness of the courtyards. A courtyard could also be covered with a skylight, creating a double-height library volum and interior landmark.



**Acoustics**

With an exposed concrete ceiling, large areas of glazing, and an open floorplan, the Library has highly reflective acoustics. Recent modifications to the Library have attempted to reduce acoustic conflicts by concentrating collaborative group activity on the ground floor and quiet solo study on the upper floor. Acoustics remain an issue, especially at stair openings between floors.



**Staff Areas**


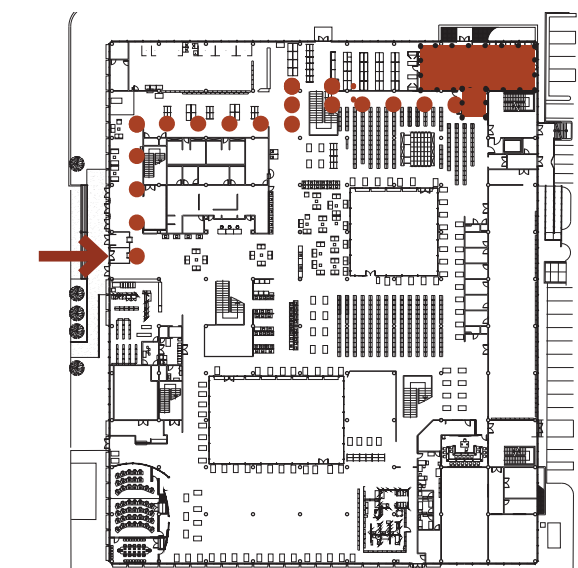
Staff areas are currently dispersed across both floors of the library in an ad-hoc manner. The current arrangement is highly inefficient. Assembling staff spaces within consolidated, flexible zones would create significant benefits for staff and operations. It would also free up space for library users and services without the associated expense of additional construction.



**Lighting**

General lighting consists of ceiling-suspended 4' x 4' fluorescent downlights with parabolic diffusers. Linear fluorescent downlights were also provided over stacks areas. Where stack locations have been recently adjusted, the lighting has not been modified, leaving many stack aisles with inadequate lighting. In general, light levels away from the window walls and at night are inadequate.





**Universal Design**

The Metro State Access Center is located in the Northeast corner of the Library. A tactile strip has been installed to guide visually impaired students along the circuitous route to the Center. The relocation of the 2,700 square foot Access Center to a more accessible location in another building is currently in planning.

The Library's accessibility could be significantly improved through the renovation and expansion of the public restrooms, and through improvements to interior lighting, wayfinding, and stacks.



**Stacks**

The Auraria Library's typical existing shelving consists of 7'-6" tall x 3' wide sections with a 3' wide aisle oriented North-South. Much of the shelving was originally donated by the Denver Public Library. The bolted metal frames appear to be of a type that can be cut down in height during renovation. While not required by code, a 3'-6" aisle width is typically recommended for shelving of this height for user comfort and accessibility. A 440 sf area of compact shelving has been installed in the bound periodicals area.



**Media Center**

Located in the partial basement, the Media Center consists of two double-height video production studios, associated control booths, equipment cages, classrooms, and transmission systems. The basement classroom spaces would be potentially suitable for closed-stack collections. Archival collections could also be considered for location in the basement, although preventive measures against water infiltration might be required.



**Furnishings**

Furniture is worn, inconsistent and out of date throughout the Library. A portion of the furniture even predates the construction of the Library. New furnishings would offer a high 'return on investment' in terms of usability, aesthetics, convenience, and the student experience. New furnishings could also help resolve other library issues by integrating power and data requirements into the furniture design.



**Wayfinding**

With a vast floorplate, tall stacks, and highly repetitive building elements, the Auraria Library can be profoundly disorienting to students, many of whom come to Auraria without a background in library use. The majority of library collections are located at the upper level, away from reference and service desks. The existing courtyards contribute to user confusion through their similarity. Existing wayfinding elements include ceiling-mounted signs and downloadable maps for display on portable electronic devices. Improved wayfinding is top priority for the Library.



**Study Spaces**

The Library currently possesses only two group study rooms of 300 sf each. A zone of private individual study rooms was converted to offices after security issues resulted from inadequate transparency into the rooms. The Library urgently needs a variety of highly visible, technologically equipped spaces to support collaborative study.



### Structural Evaluation Summary:

Structural issues discussed in this Report have been considered with the assistance of Chuck Keyes, P.E., of Martin / Martin Consulting Engineers, and with additional reference to the 1999 *Statement of Existing Conditions* prepared by H & L Architecture. Mechanical and electrical information has been prepared with reference to the *Statement*. Although the *Statement* is over 10 years old at this point, it remains a useful document because most of the concerns identified have not yet been addressed.

1. All floors are engineered for shelving loads but not for compact shelving. The concrete slab on grade can be modified to receive compact shelving, but the upper floor and ground floor over basement areas would require significant reinforcement for compact shelving loads.
2. The roof deck is not engineered to receive shelving loads. If a floor were added, the existing roof joists would be capable of supporting classroom use. Some reinforcement would be necessary at roof beams supporting two spans.
3. The addition of a floor, or other structural modification affecting more than 5% of the existing structural system, would require upgrading the lateral capacity of the building to meet current building codes. This could be achieved by creating shear braces within the existing exit stair enclosures.
4. A structurally independent addition would not require lateral structural upgrades to the existing building.
5. The enclosure of a courtyard with a skylight is probably achievable



Column Grid



### Mechanical Evaluation Summary:

Cooling and ventilation are supplied through exposed ducts. Perimeter heating is supplied by hydronic baseboards at curtain wall locations. Interior mechanical rooms house the equipment and act as return air plenums.

The Auraria Library was initially designed without air conditioning. Operable windows were provided to allow for supplementary ventilation and user controllability. Air conditioning was installed after the construction of the Auraria North chiller plant. The HVAC system has not been significantly altered or upgraded since this installation. Numerous components are past their usable life expectancy. The age of the system has resulted in issues with efficiency, occupant comfort, and reliability. A full system replacement would reduce operating costs, improve functionality, and prevent expensive ongoing repair work for the out-of-date equipment.

The 1999 mechanical evaluation concluded that existing chilled water and steam lines have capacity for an addition ranging from 9,300 sf to 20,000 sf. Many of the issues identified in the 1999 evaluation related to the Media Center, where technical equipment produces major cooling loads year round. Other issues resulted from the ongoing addition of computing resources and computer rooms to the Library. Some of these issues can be expected to decrease as laptops and mobile computing devices become increasingly predominant in place of desktop computers.

The original toilet fixtures have been upgraded with low-flow fixtures. The existing fixture count is insufficient for current demand.

### Electrical Evaluation Summary:

As noted above, the Library was constructed before personal electronic devices became commonplace. The lack of power connections for laptops and other equipment has been the number one issue identified on student surveys about the Library.

A partial upgrade to the building electrical system was designed in 2010 by Beaudin Ganze Consulting Engineers. The Library currently possesses funding set aside for the upgrade. The upgrade would add approximately 100 outlets at columns and perimeter walls while moving existing 'tombstone' type floor boxes into the floor slab. Given the level of demand experienced by the Library, this upgrade could be characterized as a stopgap measure to alleviate but not resolve the facility's electrical issues. Over the long term, it will be necessary to address electrical issues at each phase of the projected renovation.

In certain areas of the building program, a low-profile access floor system could be given consideration. Numerous products are currently available with a thickness of 3" or less. These systems can be placed as localized installations within the floorplate by providing edge ramps of 3' or less. An access floor system could also be installed over an entire floor, but would require replacement or reinstallation of existing doors, door frames, and modifications to the existing stairs.

Lighting levels are uneven throughout the Library because lighting has not been consistently modified to match changes in stacks, furnishings, or new partitions. The 4' x 4' parabolic replacement fixtures found throughout the Library are poorly suited for stack or reading lighting. Interior light levels, quality of light, and efficiency could all be improved by installing modern fixtures. Lighting upgrades would be recommended as part of any renovation project of sufficient scope.



Low-Profile Access Floor







Lawrence St. Pedestrian Axis


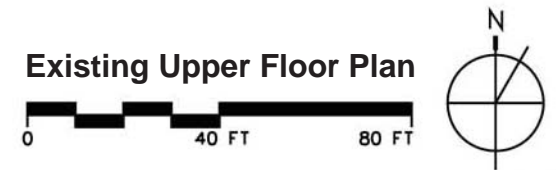
Existing Ground-Floor Plan and Program

- Key**
- Collection
  - Collaborative Space
  - Classroom / Lab
  - Quiet Study Space
  - Technological Resources
  - Orient / Transact
  - Gallery
  - Cafe
  - Archives
  - Staff
  - Media Ctr / Access Svcs
  - Core
  - Service Point



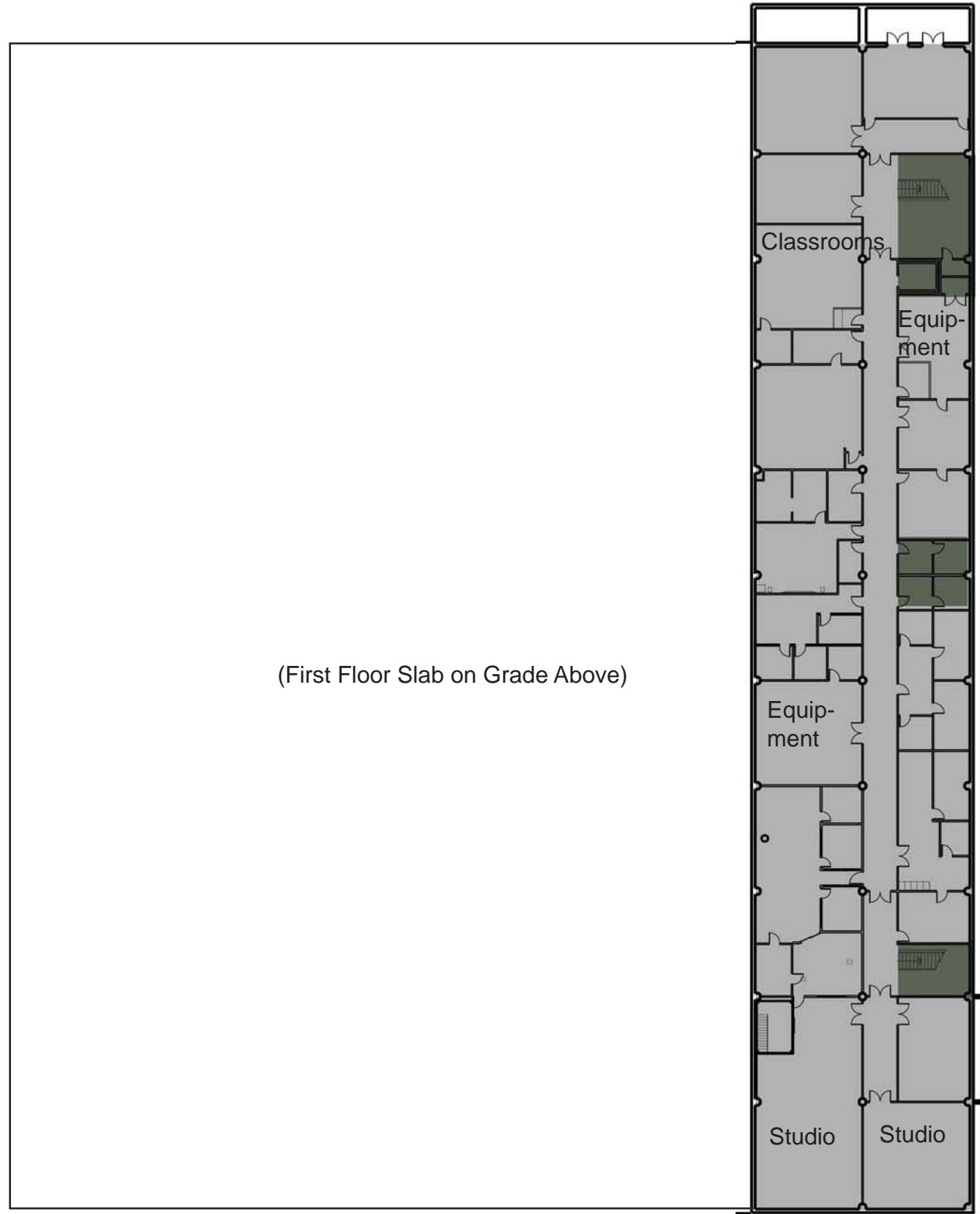
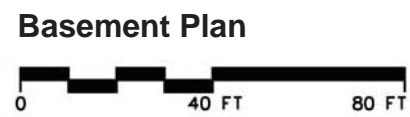


- Key**
- Collection
  - Collaborative Space
  - Classroom / Lab
  - Quiet Study Space
  - Technological Resources
  - Orient / Transact
  - Gallery
  - Cafe
  - Archives
  - Staff
  - Media Ctr / Access Svcs
  - Core
  - Service Point

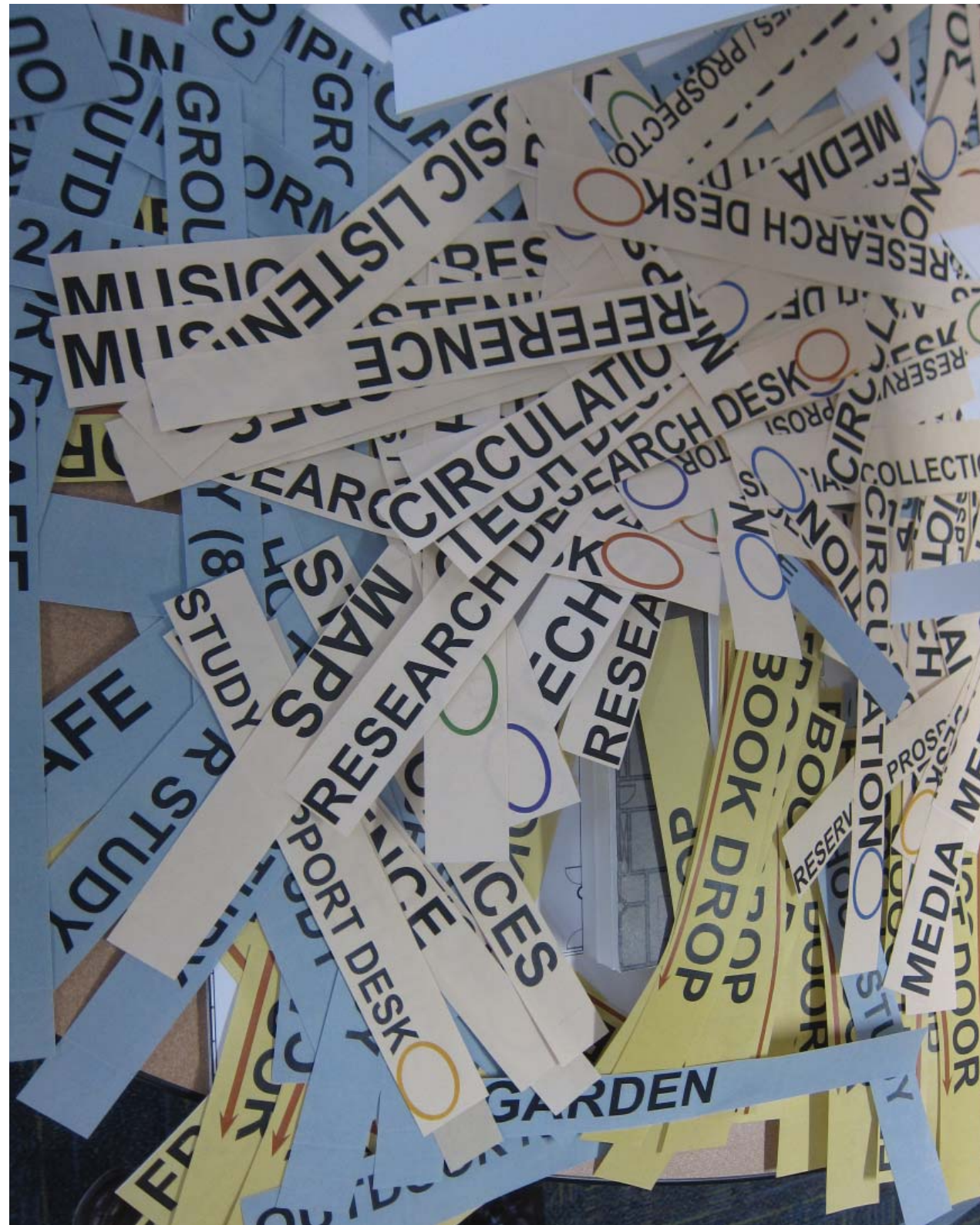




- Key**
- Collection
  - Collaborative Space
  - Classroom / Lab
  - Quiet Study Space
  - Technological Resources
  - Orient / Transact
  - Gallery
  - Cafe
  - Archives
  - Staff
  - Media Ctr / Access Svcs
  - Core
  - Service Point







Day 1: Closeup image of 'Building Breaking' model

## Charrette Process

The charrette process was selected as the first step toward the phased renovation of the Auraria Library so that all participants and stakeholders could gain and contribute to a rapid understanding of the design issues, tradeoffs, and decisions involved. Unedited notes from the charrette, prepared by Jill Jennings Golich and Carl Meese of Auraria Higher Education Center, are included as Appendix Two of this report.

### Charrette Agenda

#### 30 November

- Introductions and roles of participants.
- Review Charrette agenda and projected schedule.
- Statement/Definition of Project Goals
- What Works and What Doesn't Work
- 'Mind Breaking'
- Review of existing systems conditions/limitations.
- 'Building Breaking'
- Development of Initial Concepts and Ideas (team one / team two study models)

#### 1 December

- Summarize process to date
- Review of initial concepts/ideas
- Sustainability
- The Center for Colorado and the West at Auraria Library
- Building walkthrough with Option 1 and Option 2 floor plan sketches
- 'Option 3' review
- Prioritization / Phasing exercise
- Next Steps



Day 1: 'Mind Breaking'



Day 2: Building walkthrough with Option 1 / Option 2 floorplans



Day 2: 'Option 3' review






Solar Light Tube Daylighting



Open Service Desk

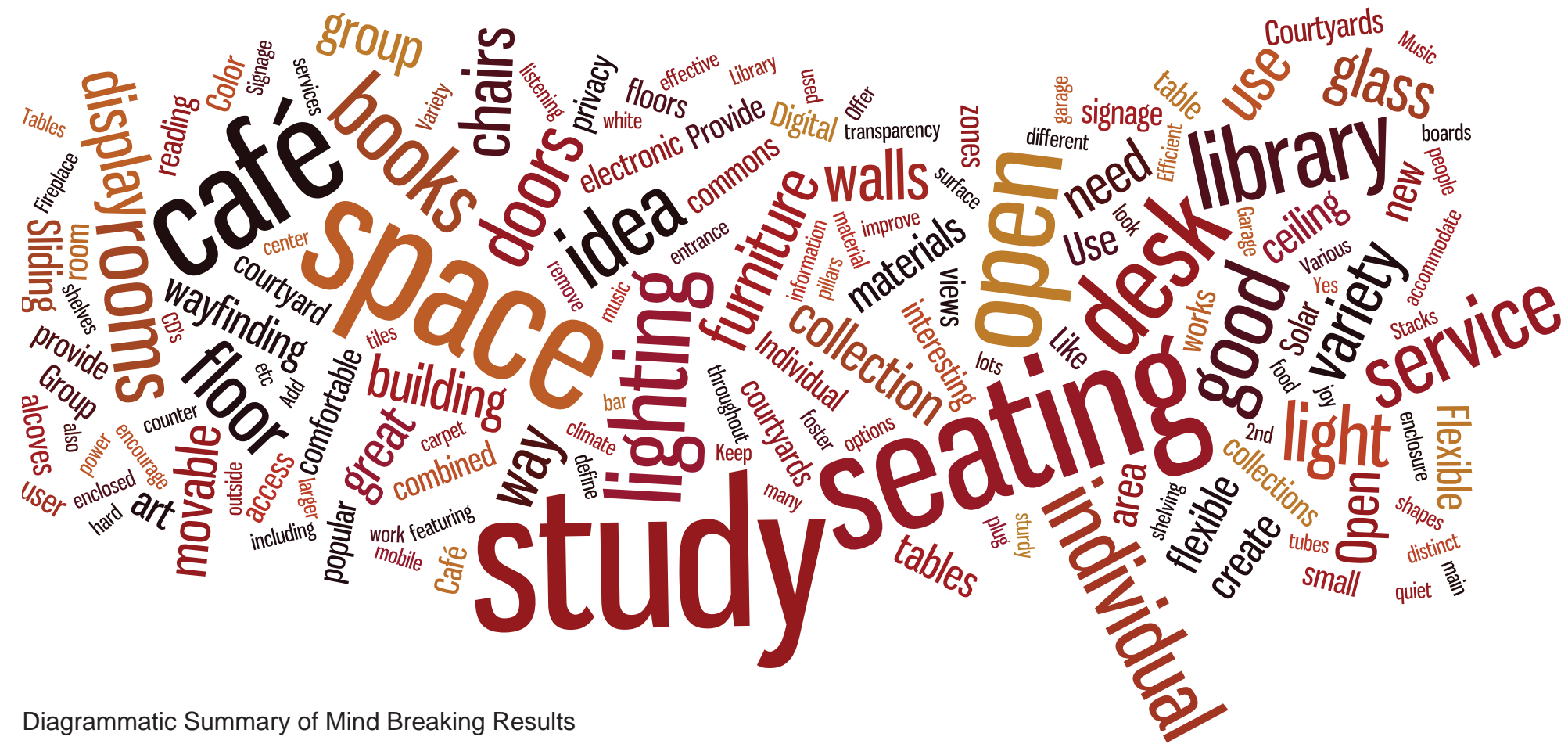


Combination Cafe / Events Space

The 'Mind Breaking' exercise consisted of a 100-image slide show illustrating current international concepts, trends, and developments in academic library design. Charette participants recorded the most exciting or useful ideas on sticky notes and attached them to large sheets of paper labeled with major library spaces and issues. These were later read back to the group for discussion and clarification.

The diagram at right makes use of the 'mind breaking' results by showing the most frequently repeated terms with the largest text. A complete listing is contained in the appendices. Design concepts specifically derived from the mind-breaking responses include the following:

- An expanded, more prominent, more welcoming study cafe
- Design elements to display electronic work and research by students and faculty
- Open, consolidated service desks
- Media and popular reading collections as featured elements
- Use of lower shelving where possible
- Study spaces and alcoves at a variety of scales
- Furnishings that can be relocated as needed by students
- Library hearth to create a refuge for commuter students
- Ceiling design elements and lighting to define spaces, improve wayfinding, and improve acoustics




Diagrammatic Summary of Mind Breaking Results






A 'Building Breaking' exercise was conducted in which all participants were provided with a set of paper slips with the major programmatic functions of the Library. Participants were asked to place their slips where they thought each program area best functioned on a study model with exaggerated vertical scale. The results were recorded and converted into the diagram below, with the largest words indicated the most repetitions in a given zone.



**Summary of Key Results:**

1. **Entry** to remain or moved to address the Northwest corner of the building
2. **Service entry** to remain for access to alley drive and staff areas
3. The north / northwest corner of the ground floor is favored for an expanded, enlivened **cafe**
2. **Stacks** should be primarily concentrated at the upper floor
3. **Best views** are found at the upper floor, most especially at the northwest and southwest corners
4. The **basement** could potentially house microfiche, government documents, and other limited-use collections if existing classrooms were to relocate elsewhere on campus.
5. The **north courtyard** was favored for enclosure with a skylight and adaptation for new indoor functions as a double-height, daylit space.
6. **Quiet study** and individual uses were favored for the upper floor.
7. **Group study** and collaborative uses were favored for the lower floor.
8. **Service Points** for reference, technology, and circulation were generally co-located placed directly adjacent to the primary entry favored by each participant.
9. **Staff** areas were most frequently located adjacent to the main floor East service entry.

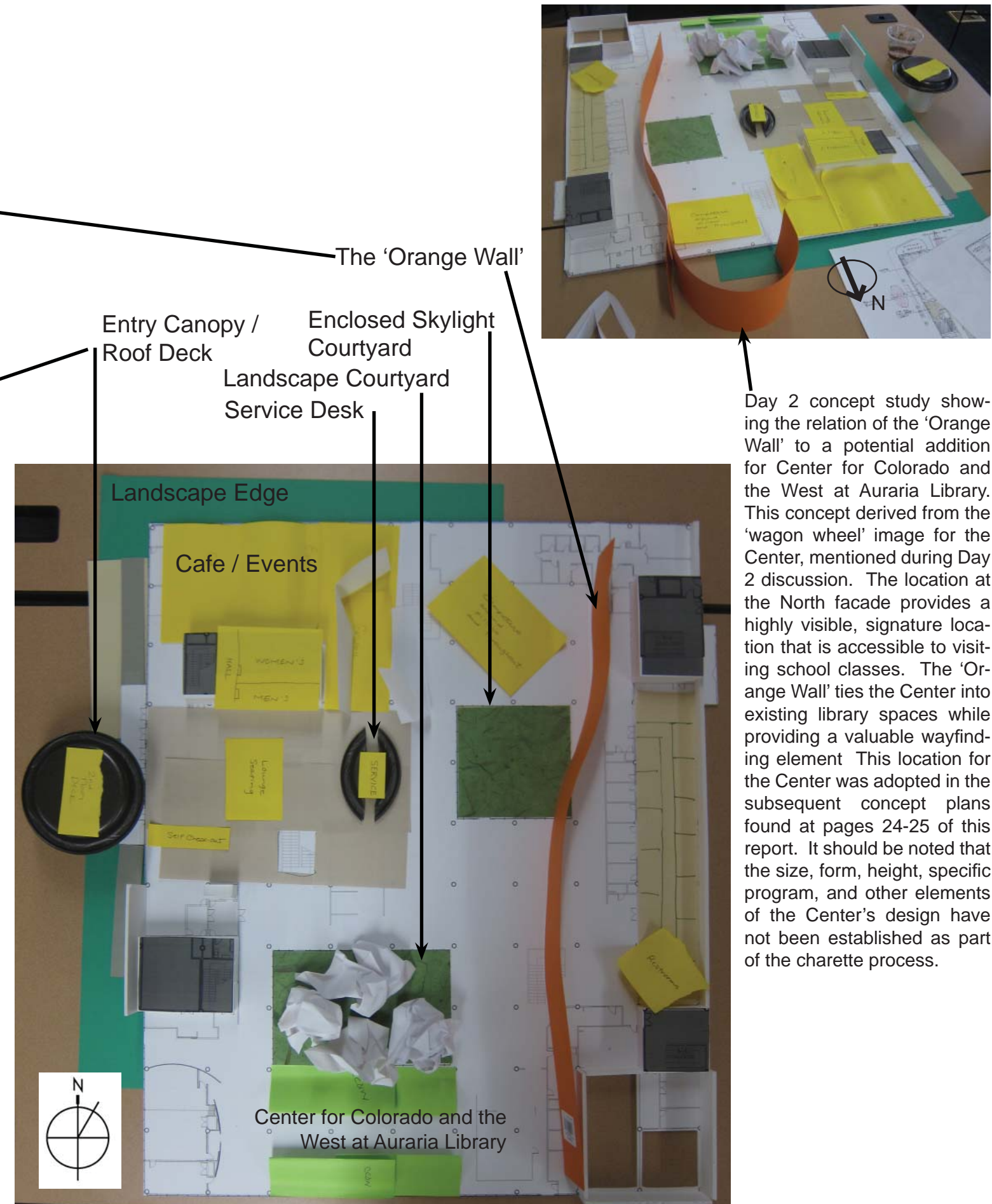




After the 'Building Breaking' exercise, the charrette worked in two groups who each assembled conceptual solutions to the needs of the Library using a two-story study model.

**Team 1 Key Concepts:**

1. **The 'Orange Wall'**, a curving, brightly colored new wall rising through both floors of the building, separates staff from public areas. A major element for orientation and navigation, the wall leads the way to the Center for Colorado and the West and provides a surface for digital content displays.
2. **Entry Canopy / Roof Deck:** The existing entry is maintained but made more visible with a canopy that offers indoor / outdoor space on the upper level.
3. **Skylight Courtyard:** The north courtyard is covered over with a new skylight and used as double-height library space.
4. An enhanced **Cafe / Events Space** at the Northwest corner takes advantage of proximity to the campus crossroads.
5. A single, consolidated **Service Desk** is placed in direct line with the entry.
6. **Expanded Restrooms** with a passageway allowing access from both North and South



The 'Orange Wall'

Entry Canopy /  
Roof Deck      Enclosed Skylight  
                         Courtyard  
Landscape Courtyard  
Service Desk

Landscape Edge

Cafe / Events

Center for Colorado and the  
West at Auraria Library

Day 2 concept study showing the relation of the 'Orange Wall' to a potential addition for Center for Colorado and the West at Auraria Library. This concept derived from the 'wagon wheel' image for the Center, mentioned during Day 2 discussion. The location at the North facade provides a highly visible, signature location that is accessible to visiting school classes. The 'Orange Wall' ties the Center into existing library spaces while providing a valuable wayfinding element. This location for the Center was adopted in the subsequent concept plans found at pages 24-25 of this report. It should be noted that the size, form, height, specific program, and other elements of the Center's design have not been established as part of the charrette process.

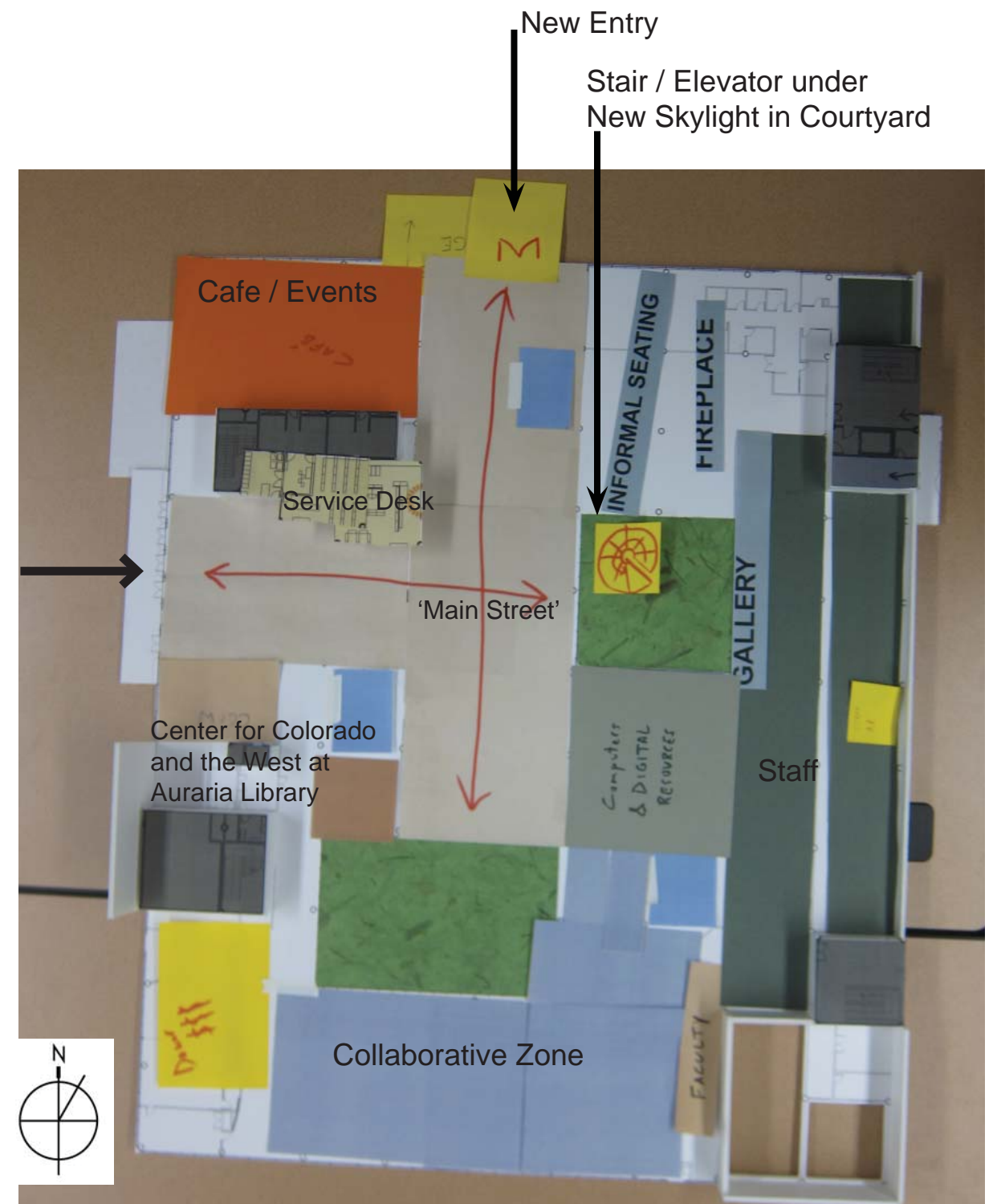




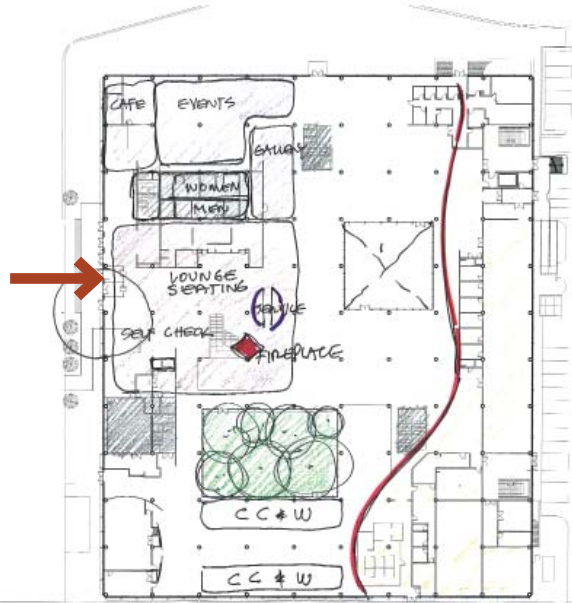
**Team 2 Key Concepts:**

1. **'Main Street'**, a zone with open sightlines and clear pathways for improved navigability and usability. The zone would also feature seating, computer resources, low shelving, and the main service desk.
2. A **North Entrance** in addition to the existing entrance. The north entry increases the Library's presence on the Lawrence Street pedestrian axis. An existing public stairway faces the new entry, allowing a direct route upstairs for those coming in the north entry.
3. **Skylight Courtyard:** As in Team 1's design, the north courtyard is covered over with a skylight and used as double height library space. An elevator is added in the courtyard for greater connection between floors.
4. As in Team 1's design, an enhanced **Cafe / Events Space** at the North-west corner takes advantage of proximity to the campus crossroads.
5. The **Service Desk** was placed at the intersection of 'main streets' from the two entries. The rear of the service desk connected with existing office spaces for holds and reserves.

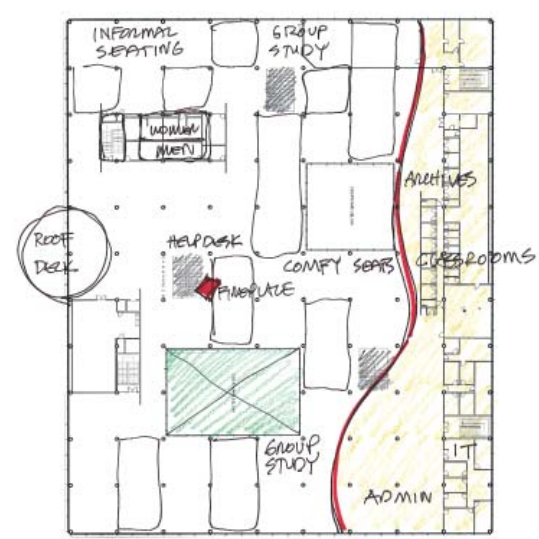
Existing Entry (remains open)







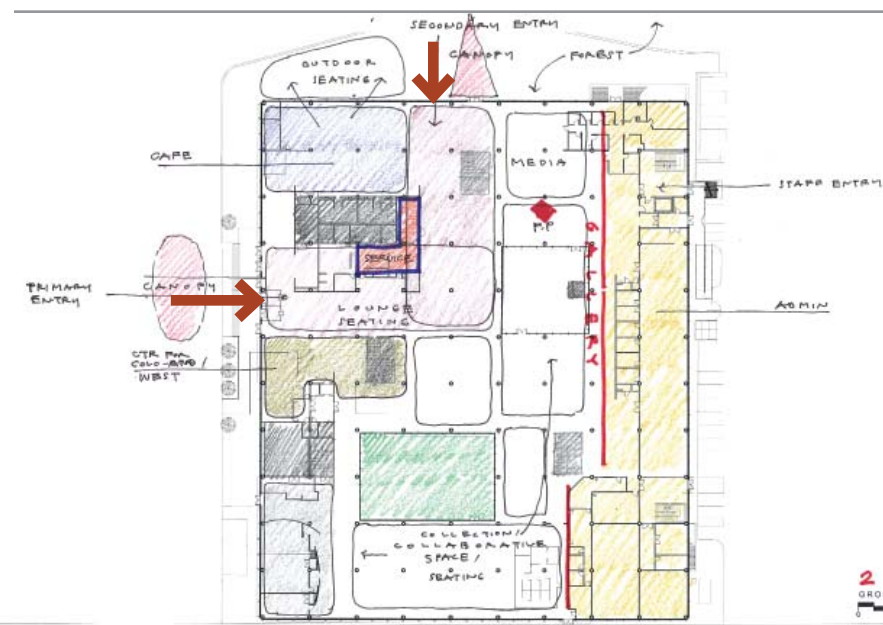
- 1: Ground Floor**
- o Existing Entrance Location Maintained & Widened
  - o Canopy over Entry
  - o Skylight Enclosure over North Courtyard
  - o 'Orange Wall' for Navigation / Staff space
  - o Cafe / Events Center at NW Corner
  - o Free-standing service desk aligned with entry



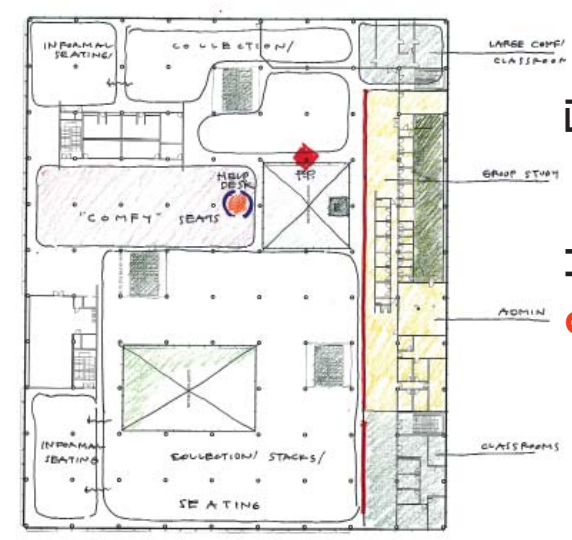
- 1: Upper Floor**
- o Roof Deck on Entry Canopy
  - o Skylight Enclosure over Smaller Courtyard
  - o 'Orange Wall' for Navigation / Staff Space
  - o 2nd floor Help Desk

# Concept 1

**Program Variants:**  
 Three sketches were developed for presentation and discussion. Sketches #1 and #2 are based on the study models shown previously. A third sketch was produced to study the possibility of a new south entry. The south entry was found to be climatically desirable, but the character of Curtis Street was not thought to be as suitable for a primary entrance. Option #3 would also require a second service desk with proximity to the new entry.



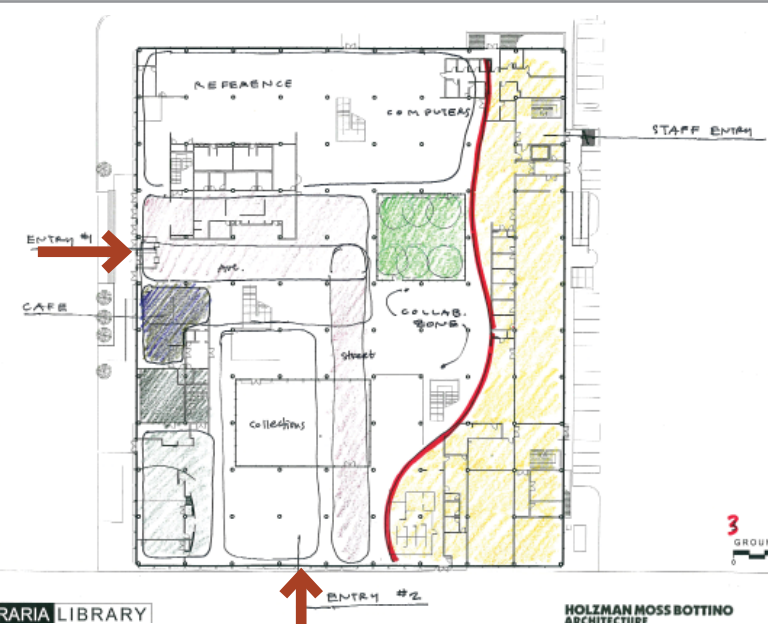
- 2: Ground Floor**
- o New Entry at North
  - o 'Main Street' leading from both entries
  - o Existing Entrance Location Maintained & Widened
  - o Skylight Enclosure over North Courtyard
  - o Staff Spaces at East
  - o Cafe / Events Center at NW Corner
  - o Service desk at intersection of entry axes



- 2: Upper Floor**
- o Archives Relocated to Basement
  - o Informal Seating Areas Mixed with Collection Shelving

# Concept 2

The basement is not utilized in any of the three options. As noted above, the basement is highly suitable for use for closed stack and other library functions. The basement space is currently occupied by the Media Center and by general-use classrooms. If any of these facilities were to be relocated to other buildings, the library could make use of the space as a highly economical form of expansion. *For the purpose of the charrette, the design has proceeded without assuming that any basement spaces will become available.*



- 3: Ground Floor**
- o New Entry at South Elevation Serving Curtis Street
  - o Existing Entrance Location Maintained & Widened
  - o Skylight Enclosure over South Courtyard
  - o 'Orange Wall' Concept from Option 1
  - o Multiple service desks for proximity to entries

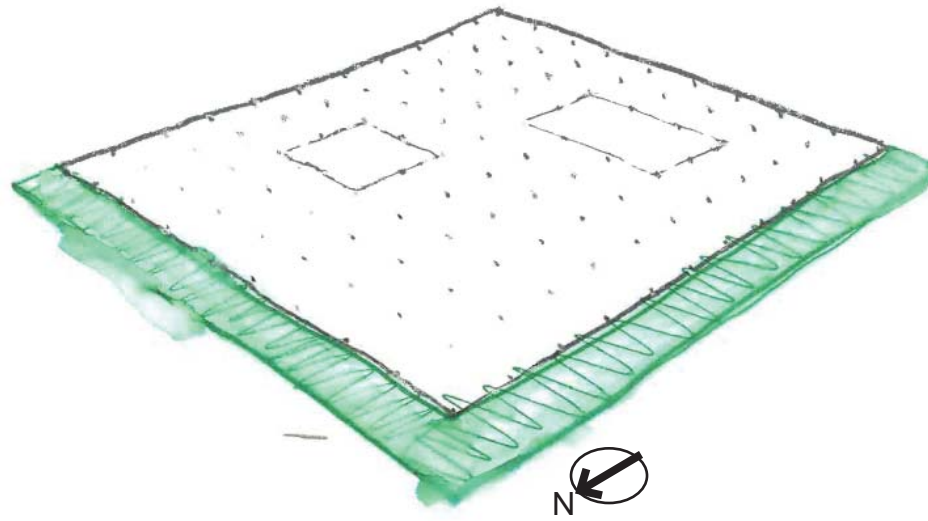


- 3: Upper Floor**
- o Similar to Upper Floor of Option 1

# Concept 3

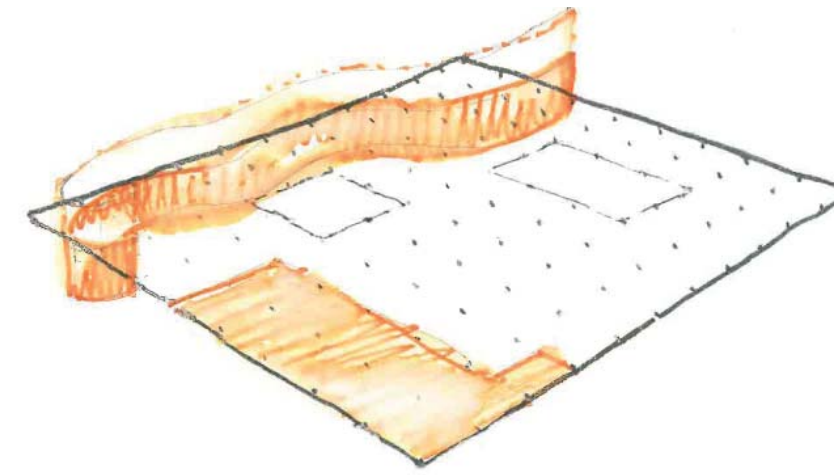
Based on discussion and responses to the program variants, the charrette team developed a **preferred option**, shown on the following pages, which synthesizes the best elements of the various options studied during the charrette.





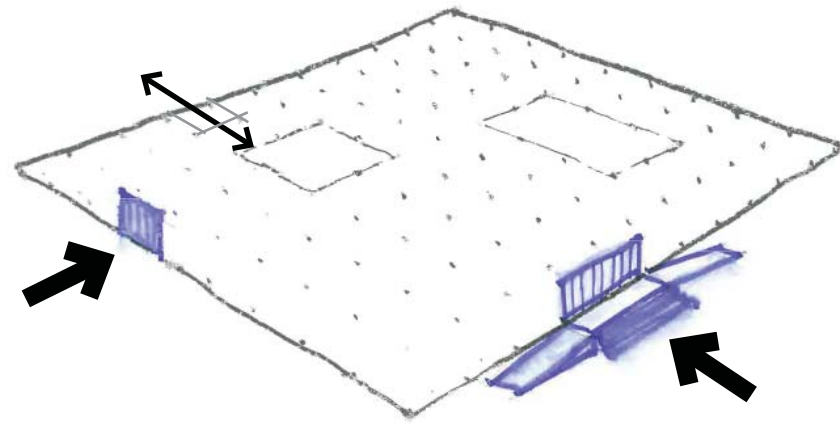
**Landscape Edge**

The foreground of the Library at its most visible elevations (North and West) would be defined by a landscaped area that offers major opportunities to enhance the building's identity and presence on the campus. An outdoor reading area / study cafe would be a particularly suitable use for this zone.



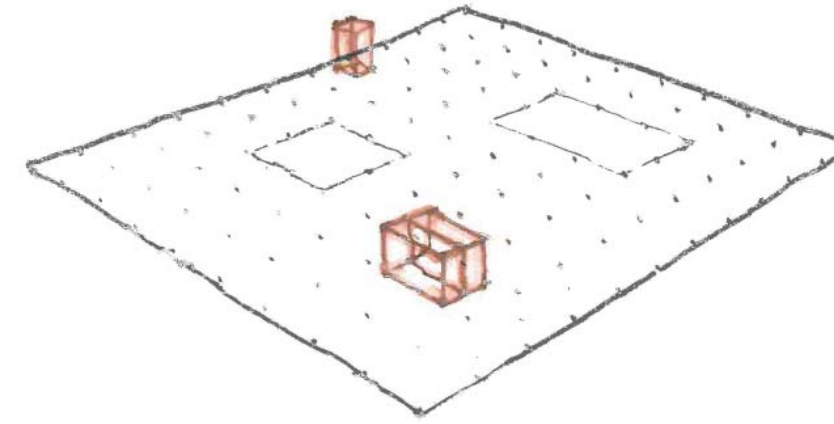
**Center for Colorado and the West at the Auraria Library / Orange Wall / Study Cafe**

The Orange Wall creates a band of accent color across both floors to improve wayfinding. The wall emerges from the building to define the Center for Colorado and the West at the Auraria Library. Relocation of staff space behind the Orange Wall allows the creation of a study cafe at the corner facing the campus crossroads.



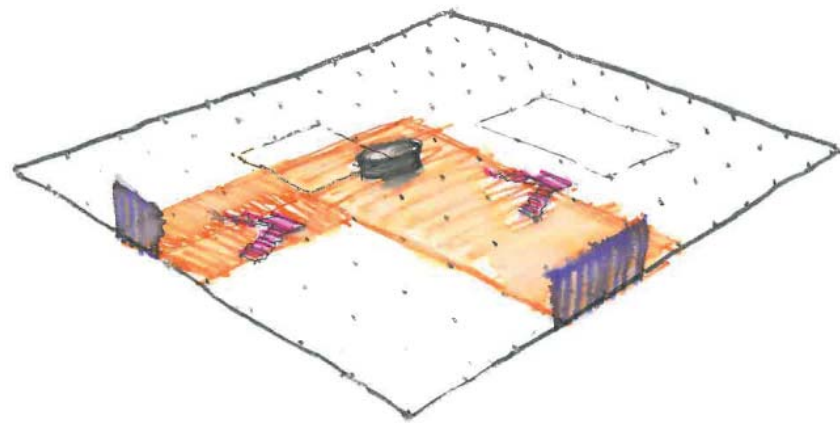
**Campus Entries**

The existing West entry would be made more visible, accessible, and attractive through simple improvements, including a North ramp mirroring the existing ramp. A new entry at the North would address the broad pedestrian axis of Lawrence Street and given the library a visible connection to the 'campus core'. At the East of the building, an enhanced Media Center entry would help integrate the Library with multimedia resources.



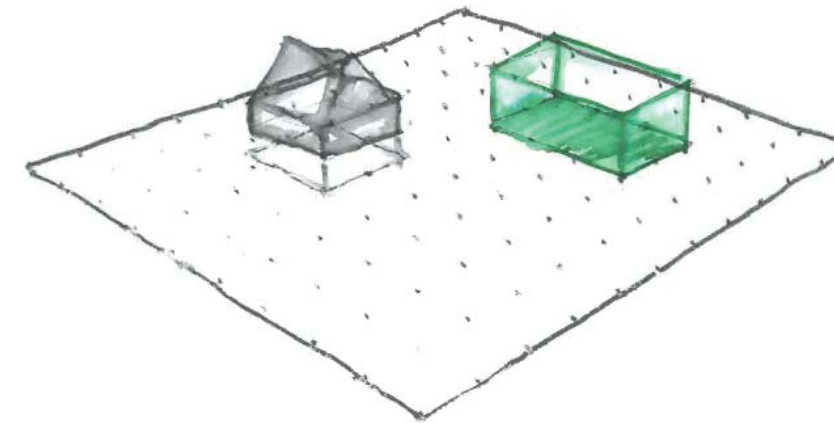
**Expanded Restrooms**

Restrooms are expanded and staff restrooms are introduced as part of the staff office area.



**'Main Street'**


A zone of high-demand materials, services, and activities would be opened up, creating a universal passage that connects with the rest of the Library's materials and services. The intersection of the 'main street' zones would be marked by a service desk at each level.



**Courtyards - Covered and Open**

The enclosure of one courtyard with a skylight creates additional library space for seating and display. The 'indoor courtyard' becomes distinct from the remaining outdoor courtyard, improving wayfinding for library users.





Cafe / Event Space



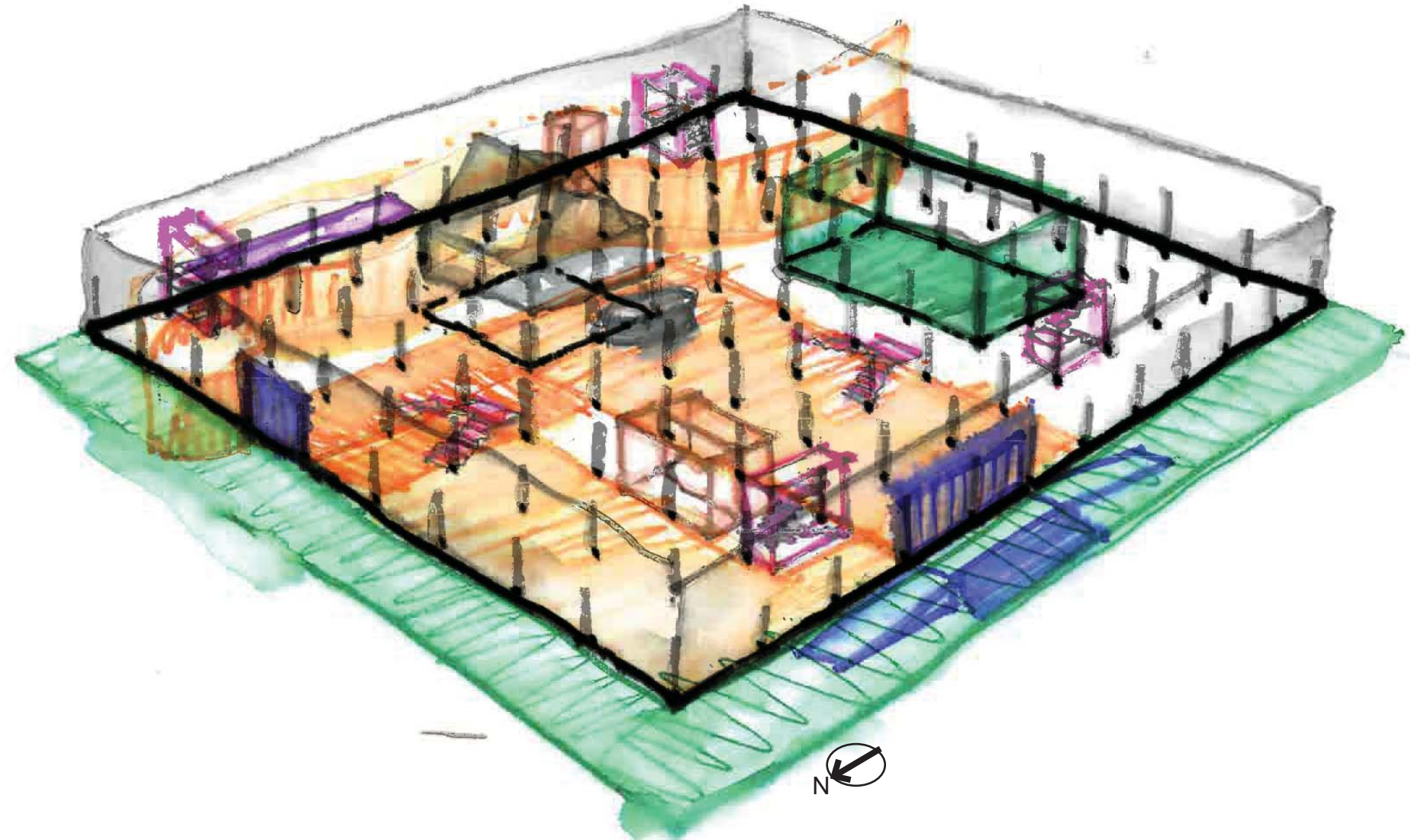
Skylight Courtyard



Study Room Wall



Digital Communication Wall

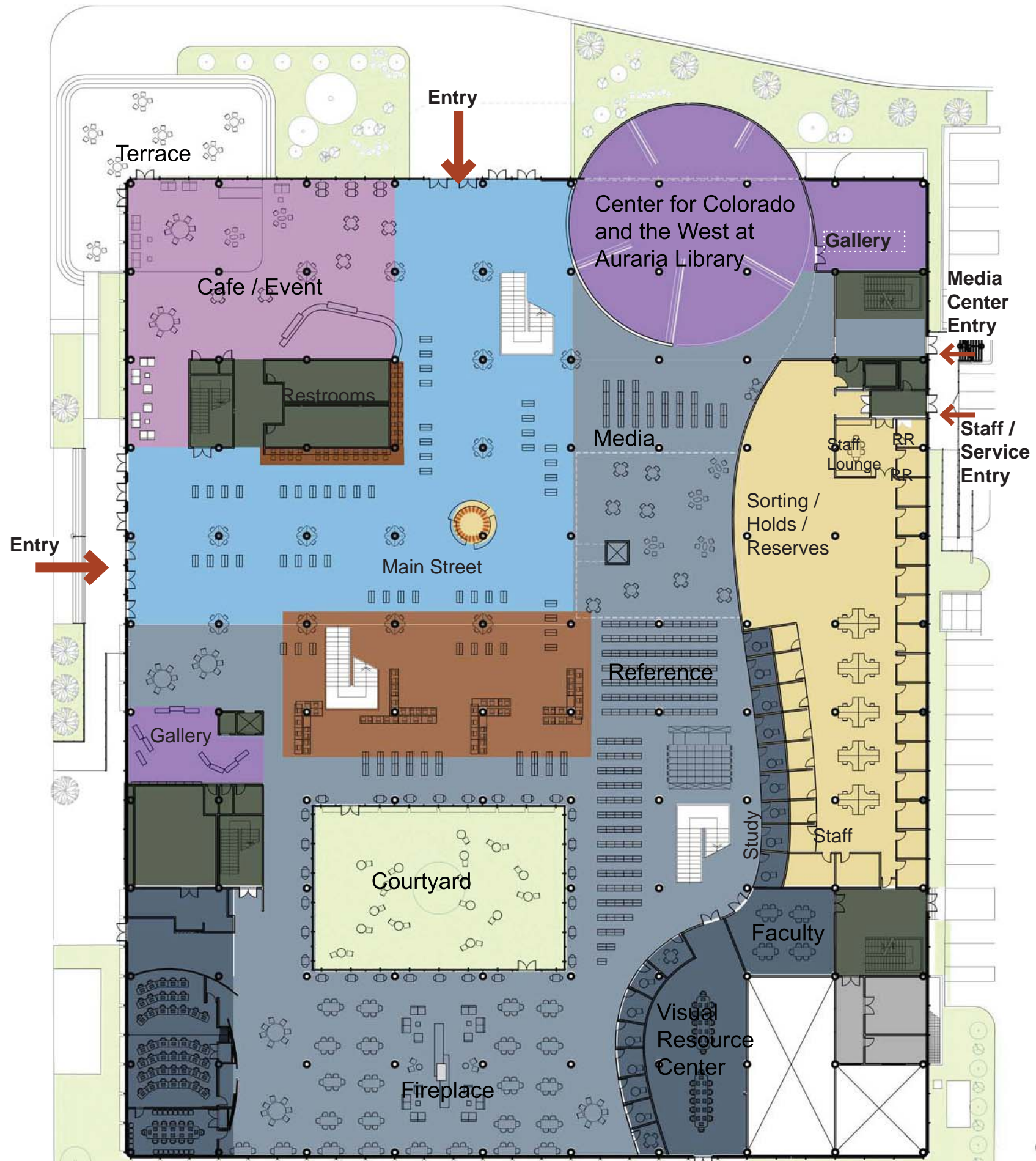
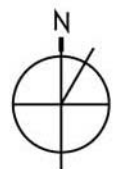


Architecture for Wayfinding



- Key**
- Collection
  - Collaborative Space
  - Classroom / Lab
  - Quiet Study Space
  - Technological Resources
  - Orient / Transact
  - Gallery
  - Cafe / Events
  - Archives
  - Staff
  - Media Ctr / Access Svcs
  - Core
  - Service Point

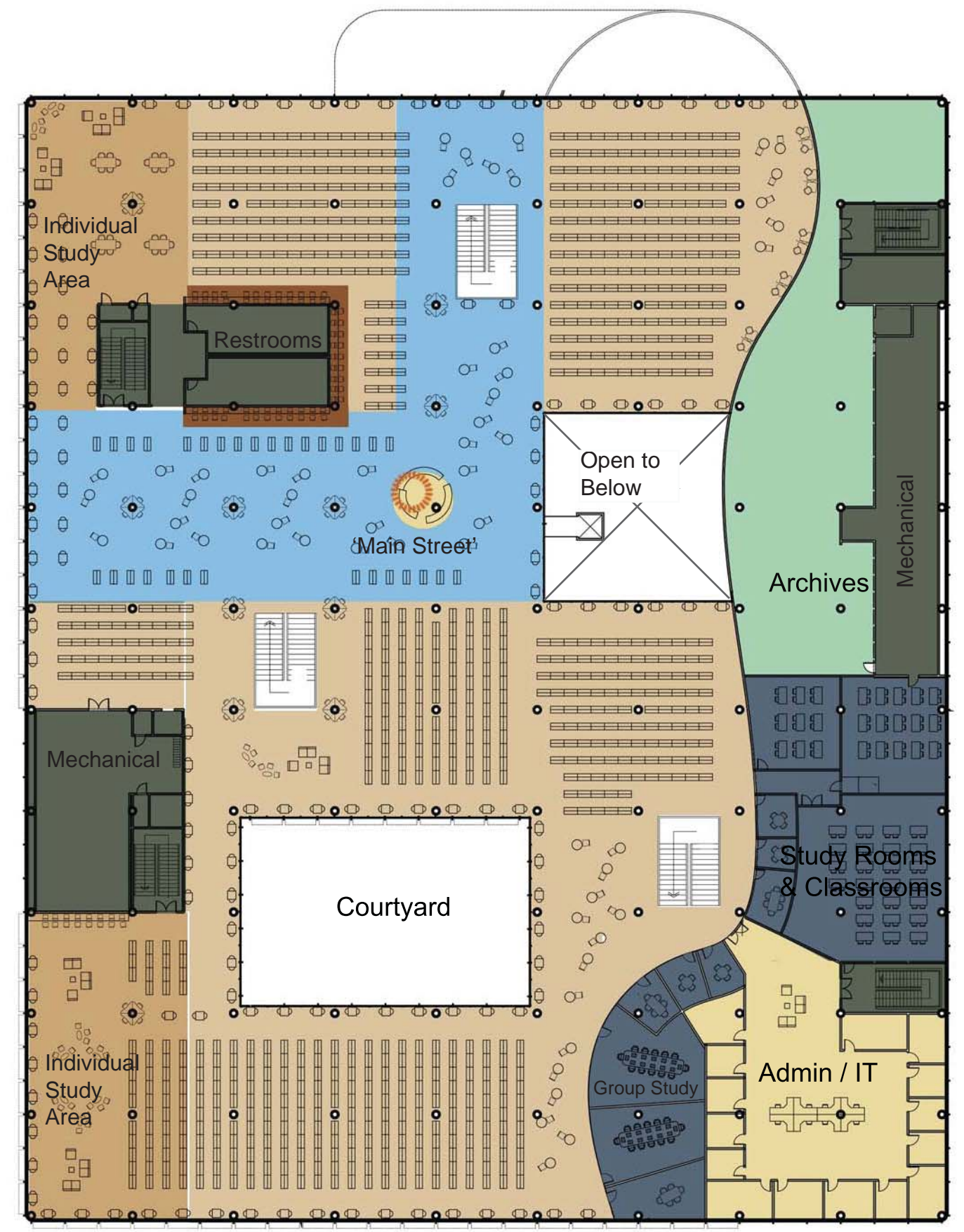

Proposed Ground Floor Plan






- Key**
- Collection
  - Collaborative Space
  - Classroom / Lab
  - Quiet Study Space
  - Technological Resources
  - Orient / Transact
  - Gallery
  - Cafe / Events
  - Archives
  - Staff
  - Media Ctr / Access Svcs
  - Core
  - Service Point

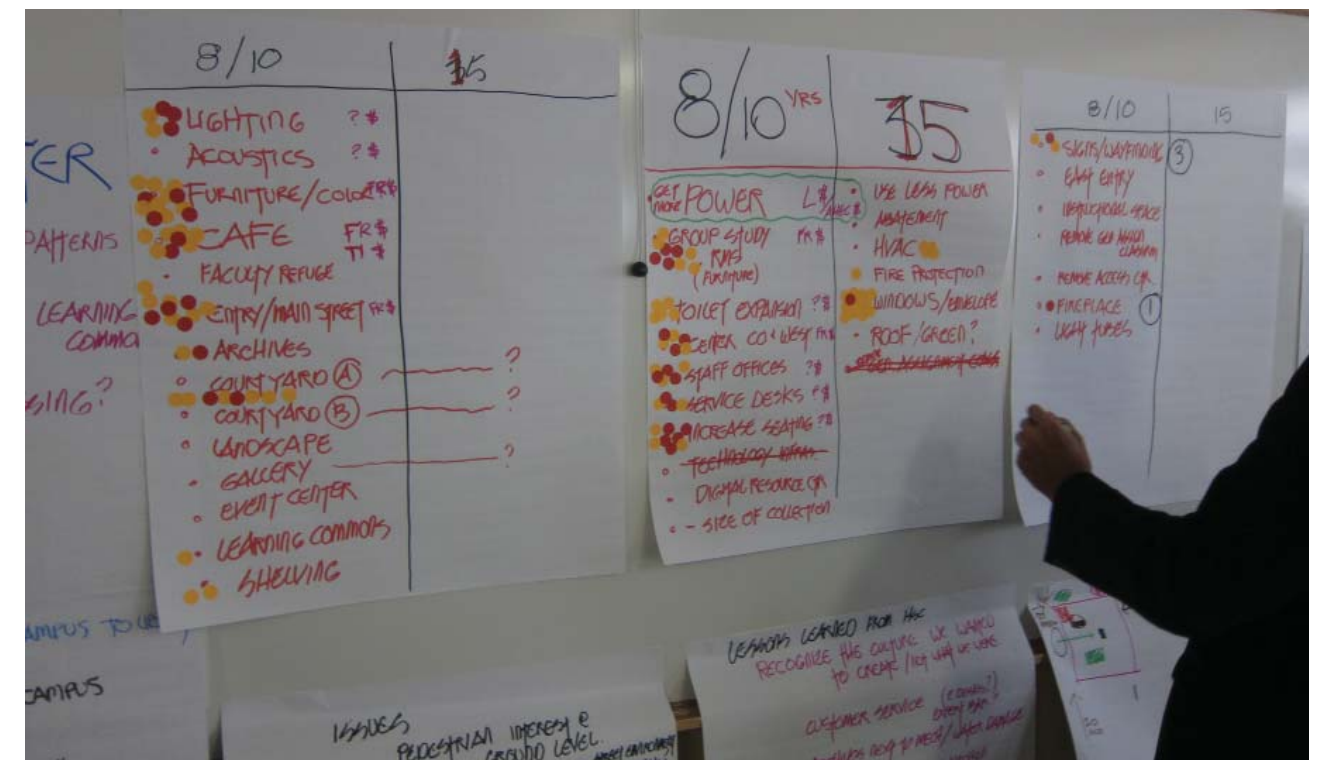
Proposed Upper Floor Plan







Sketch: Skylight Courtyard with 'Orange Wall' / Digital Communication Wall



## Priorities

Each Charette participant allocated 6 dots to indicate the relative priority of projects for the improvement of the Library. The order below represents the charette consensus on the relative urgency of various projects, without consideration of how these projects can be 'packaged' into separate scopes of work.

0. Electrical upgrades for support of personal electronic devices. (Short-term upgrades have been designed and budgeted, but additional electrical work will be needed as part of other projects, along with an upgrade of the building power feed.)
1. New Furniture
2. Entrance / 'Main Street' alterations for improved navigability
3. Additional Group Study rooms and spaces
4. Renovation of the curtain-wall system for improved performance
5. Create a larger / more functional / attractive café space
6. Enclose one courtyard with a skylight to create new library space and improve wayfinding.
7. Increase the quantity of seating available for student use
8. Consolidate staff office spaces
9. Create the Center for Colorado and the West
10. Replace the existing lighting
11. Expand restroom facilities
12. Create a single, identifiable Service Desk at each floor
13. Replace the Heating, Ventilation, and Air Condition (HVAC) system



# Phasing and Pricing

The next pages identify a phased strategy for implementing the overall concept plan. It is important to note that the phases may be carried out in different combinations and order than identified here. It is anticipated that improvements to furniture, lighting, electrical service, and finishes will be carried out in the area affected by the work.

## Summary of Phases:

### 0: Quick Victories:

New furniture, increased seating, and improvements to navigability through rearrangement of furniture plan. Implement badly needed short-term electrical improvements. Seek sustainability grants to replace lighting with brighter and more efficient fixtures.

### 1. Study Cafe / Event Space / Restrooms:

Relocate the existing staff area in the northwest corner to the consolidated staff area at the east of the building. Construct a Study Cafe / Event Space in the northwest corner. Renovate and expand the public restrooms to meet current demand and accessibility requirements. Construct an outdoor cafe zone to allow the cafe to address the 'campus crossroads'. Provide ample seating and power for laptops in the cafe area. Funding for the Study Cafe may come in part from a tenant finish project by the entity selected to run the cafe.

### 2. Main Street

Relocate existing reference offices to the consolidated staff area. Enhance the entry by reopening the original entry doors. Create a zone of high-use materials, resources, and displays. Provide new signage and finishes to aid wayfinding. Construct a central, free-standing service desk at each floor. Construct free-standing modular display walls for interim gallery use.

### 3. Interim Center for Colorado and the West at Auraria Library

Create the Center for Colorado and the West at Auraria Library near its final location using grants and donor funding. Relocate existing computer resources. The scale of the project is to be 'interim' until the Metro State Access Center has been relocated, allowing the Center for Colorado and the West at Auraria Library to fully occupy its optimal location.

### 4. Group Study Area / Center for Visual Art

Construct an area of group study rooms of various sizes in the area freed up by relocating staff from the free-standing cubicles at the southwest corner of the Library to the consolidated staff area. Use the new study rooms to define an area for the Center for Visual Art and an enhanced Faculty Lounge. Construct a fireplace in the open, collaborative study area.

### 5. Courtyards:

Enclose the North courtyard with a skylight to increase library square footage, improve wayfinding, and create a memorable interior space suitable for donor funding. Renovate the South courtyard to encourage greater use of an under-utilized space. Relocate holds / service window to main staff area; relocate interim gallery to location of existing circulation desk. Construct an elevator at the North courtyard for intuitive accessibility to both floors.

### 6. Center for Colorado and the West at Auraria Library

Relocate the Access Center and create a unique and emblematic addition for the Center for Colorado and the West. Open a new North entrance / main street to address the campus crossroads.

### 7. Archives

Relocate the Archives away from potentially destructive daylight and open up more of the Library's daylight and views for public use.


## 8. Deferred Maintenance and Building Infrastructure

Infrastructure improvements are critically important to the future of the Library and should be carried out as soon as funding is available. Top priorities are electrical distribution improvements, renovation of the curtain-wall system, new lighting, replacement of the HVAC system, upgrades to the building electrical service, and a full building fire suppression system. Lighting and electrical outlets may in some cases be partially addressed by specific projects in a given zone of the library. Restroom expansion is currently shown as part of the Study Cafe phase so that the required plumbing work may take place as part of a single project.

## Statements of Probable Costs

For each proposed phase, Humphries Poli Architects has prepared a statement of probable cost based on historical values from similar library projects in Colorado and nationally. Costs are based on a hypothetical construction start date of first quarter 2011. For projects taking place after the hypothetical start date, we would recommend budgeting a 5% per year cost escalation for inflation. This value may appear high given current economic conditions, but also takes into account the continued depreciation of various components of the Library over a delay in pursuing the project.


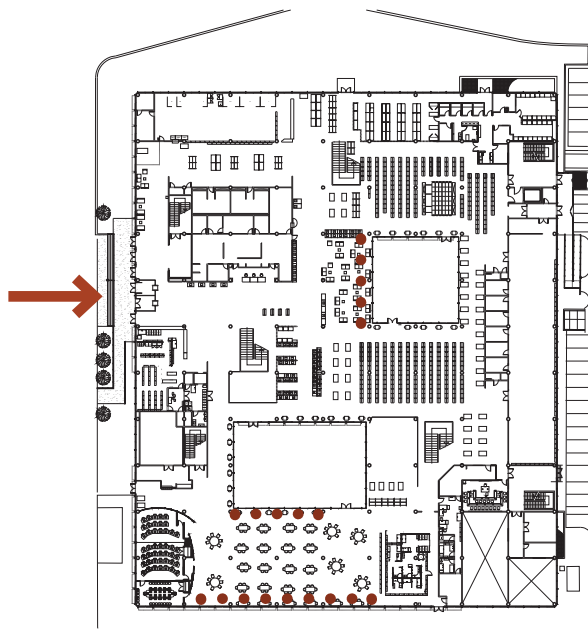
Costs include architectural / engineering design services, surveys, testing, fees, and a 15% contingency. Temporary facilities, abatement costs, technology, public art, and library materials are excluded.



Auraria Library with Center for Colorado and the West, North entry, study cafe terrace, and skylight courtyard



# Quick Victories 0


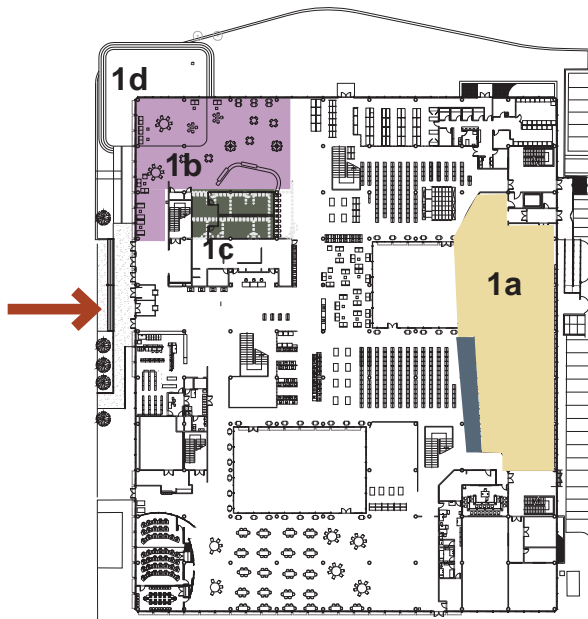


## Phase 0 Scope of Work

a. Perform electrical upgrade as designed and budgeted	\$267,800
b. Selectively replace furniture in public areas	\$125,000
c. Selectively upgrade lighting	<u>\$125,000</u>

**Phase 0 Total** \$517,800

# Study Cafe / Event Space / Restrooms 1

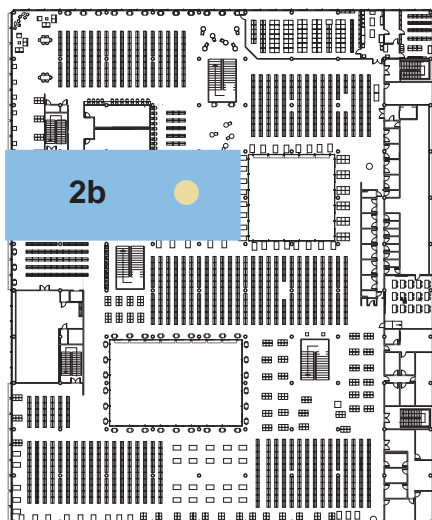
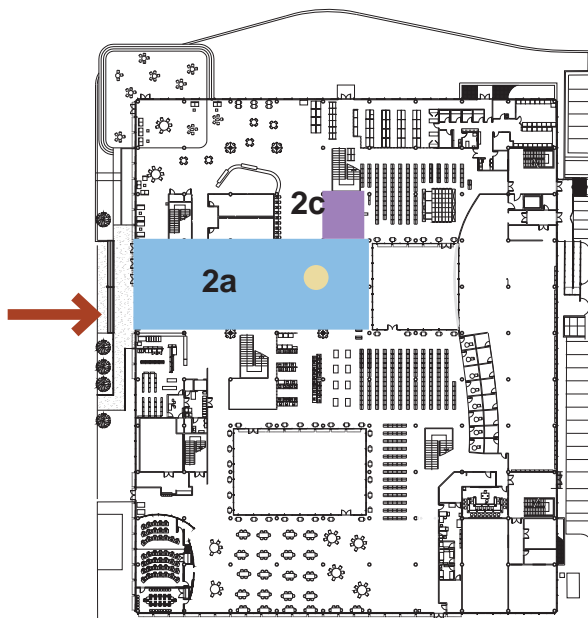


## Phase 1 Scope of Work

a. Expand east staff area, relocate staff from Northeast corner	\$939,262
b. Construct study cafe / event space	\$1,138,500
c. Renovate and expand restrooms at each floor	\$834,900
d. Construct outdoor cafe terrace	<u>\$409,860</u>

**Phase 1 Total** \$3,322,522

# Main Street 2


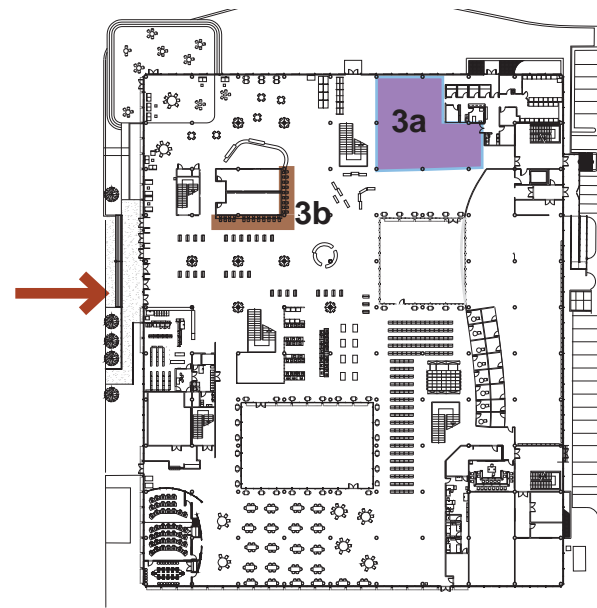


## Phase 2 Scope of Work

a. Lower level 'main street'	\$853,875
b. Upper level 'main street'	\$853,875
c. Temporary gallery space	<u>\$56,925</u>

**Phase 2 Total** \$1,764,675

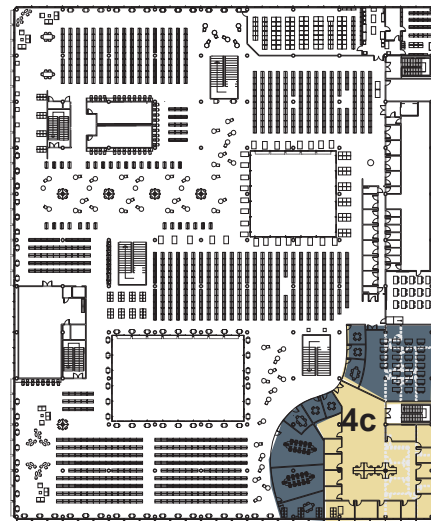
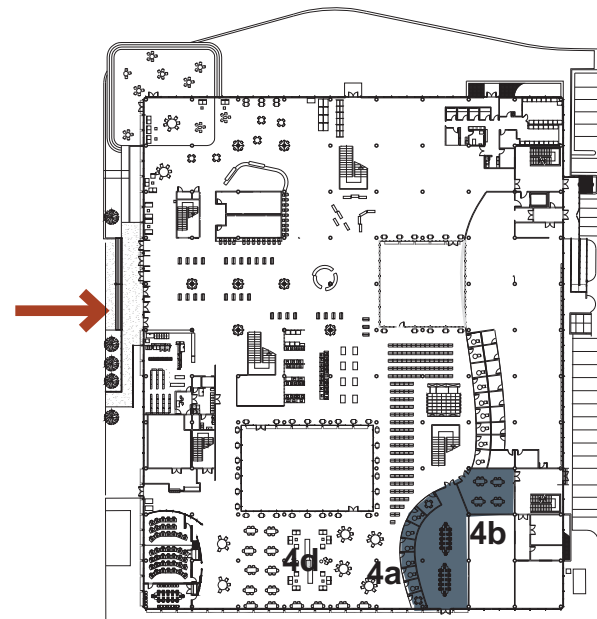




## Interim Center for Colorado and the West **3** at Auraria Library

### Phase 3 Scope of Work

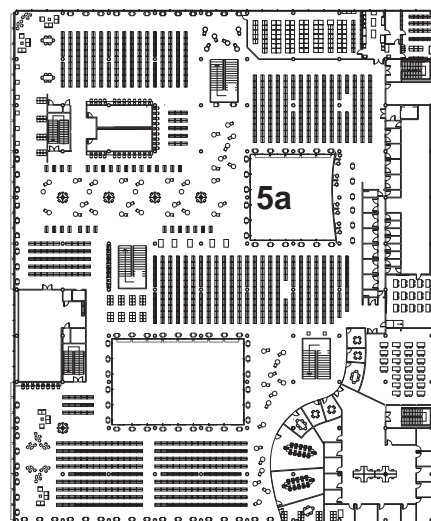
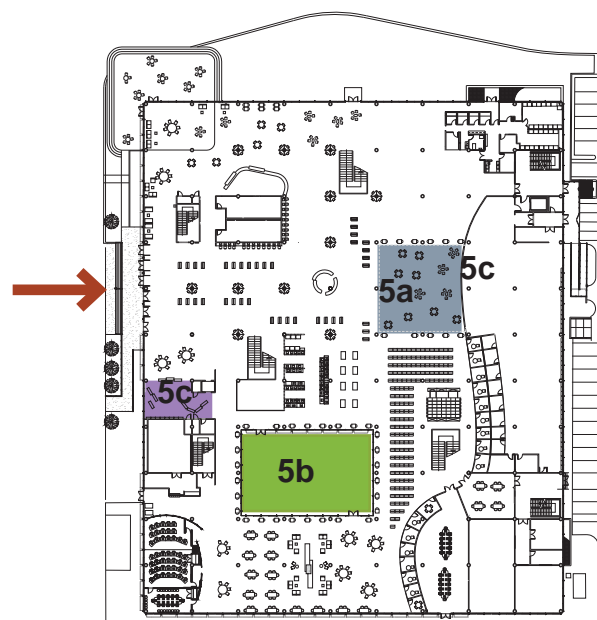
a. Temporary facilities for the Center for Colorado and the West at Auraria Library (pending relocation of Access Center and construction of addition)	\$256,162
b. Relocate existing computing resources	<u>\$163,350</u>
<b>Phase 3 Total</b>	<b>\$419,512</b>



## Group Study and Center for Visual Art **4**

### Phase 4 Scope of Work

a. Group study and private study rooms at main level	\$113,850
b. Center for Visual Art and expanded faculty lounge	\$183,425
c. Group study rooms, classrooms, and expanded administrative area at upper level	\$1,024,650
d. Fireplace at open collaborative area	<u>\$50,000</u>
<b>Phase 4 Total</b>	<b>\$1,371,925</b>



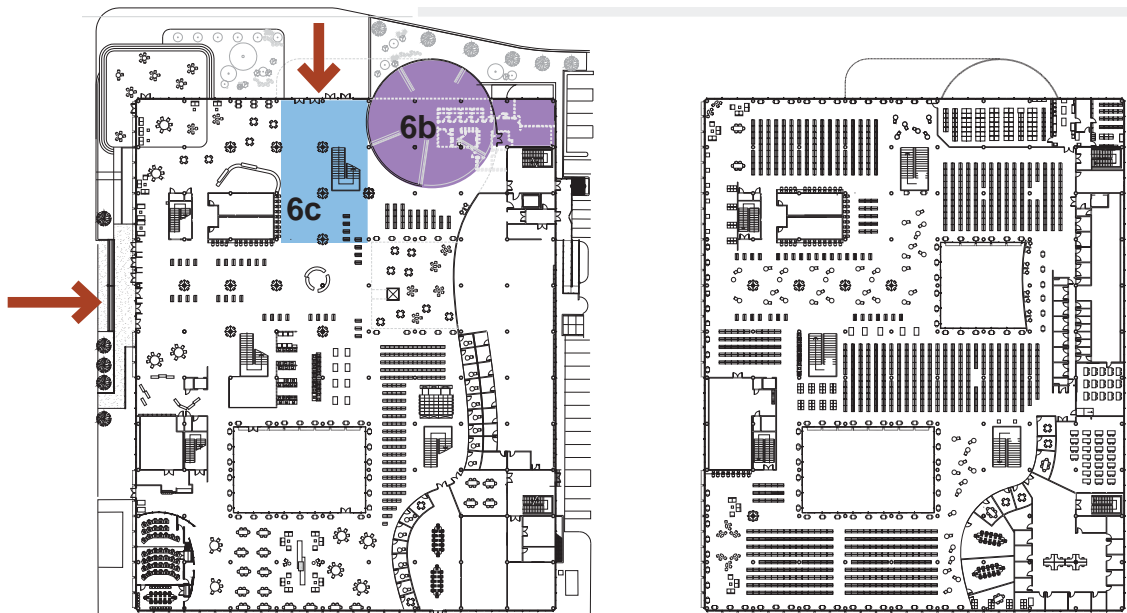
## Courtyards **5**

### Phase 5 Scope of Work

a. Construct a new skylight over the North courtyard. Remove existing glass walls. Install slab on grade at main floor and handrails at upper floor.	\$1,366,200
b. Renovate landscaping at South courtyard.	\$273,240
c. Relocate holds and reserves to service window at East of courtyard. Relocate gallery to former circulation desk.	<u>\$56,925</u>
<b>Phase 5 Total</b>	<b>\$1,696,365</b>

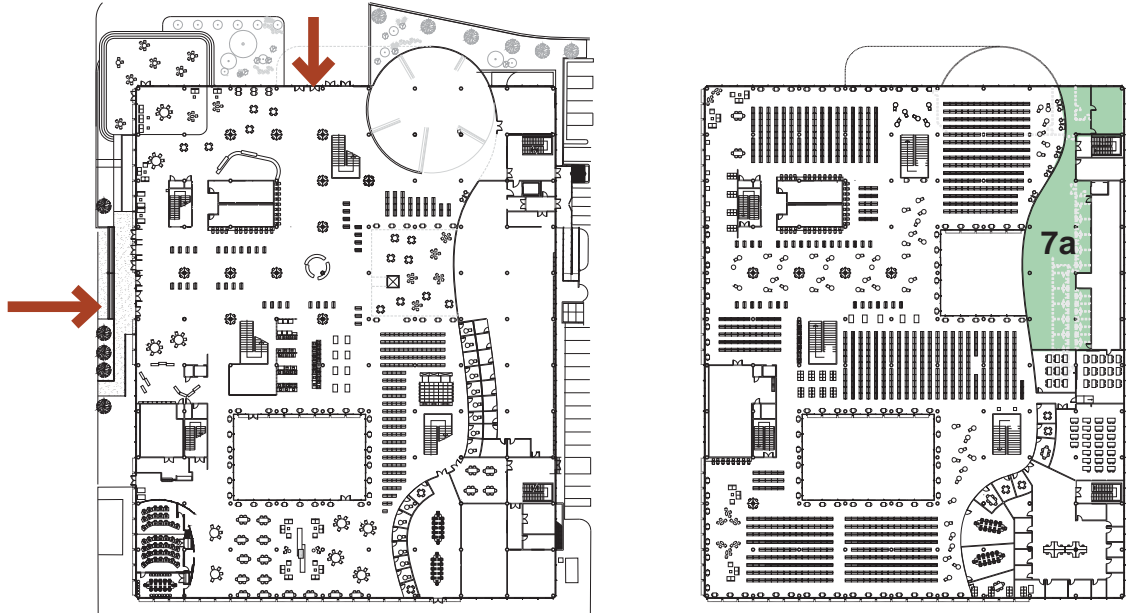


# Center for Colorado and the West **6** at Auraria Library



**Phase 6 Scope of Work**

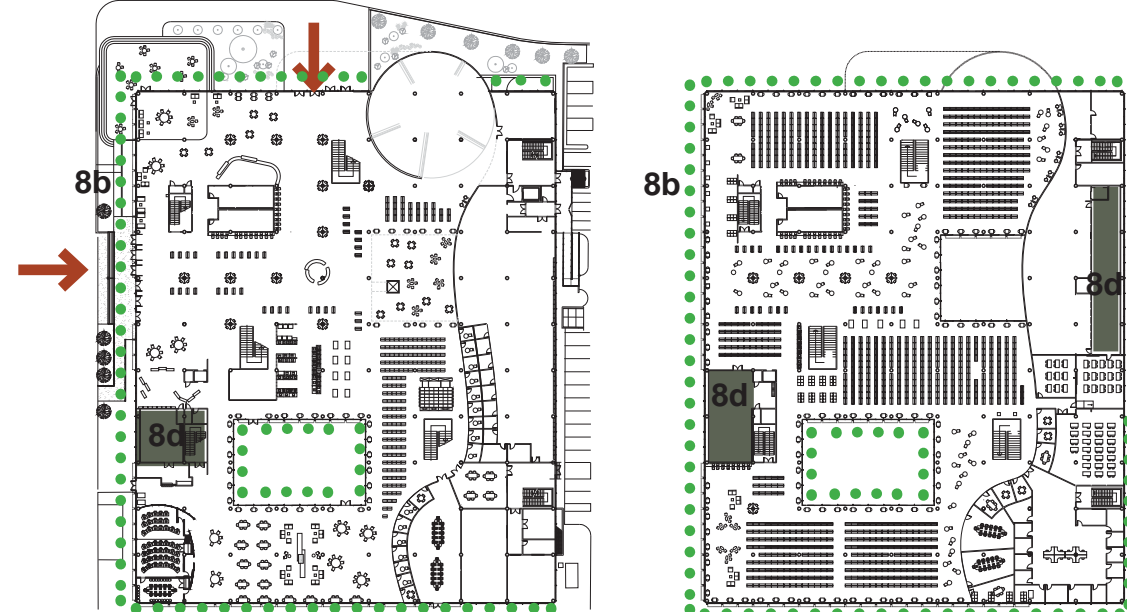
a. Relocate existing Access Center	\$256,162
b. Addition and interior renovation for the Center for Colorado and the West at Auraria Library	\$2,277,000
c. New north entry, north 'main street', and north entry landscape improvements	<u>\$512,325</u>
<b>Phase 6 Total</b>	<b>\$3,045,487</b>



# Archives **7**

**Phase 7 Scope of Work**

a. Relocate archives to enclosed zone at upper floor East	<u>\$398,475</u>
<b>Phase 7 Total</b>	<b>\$398,475</b>


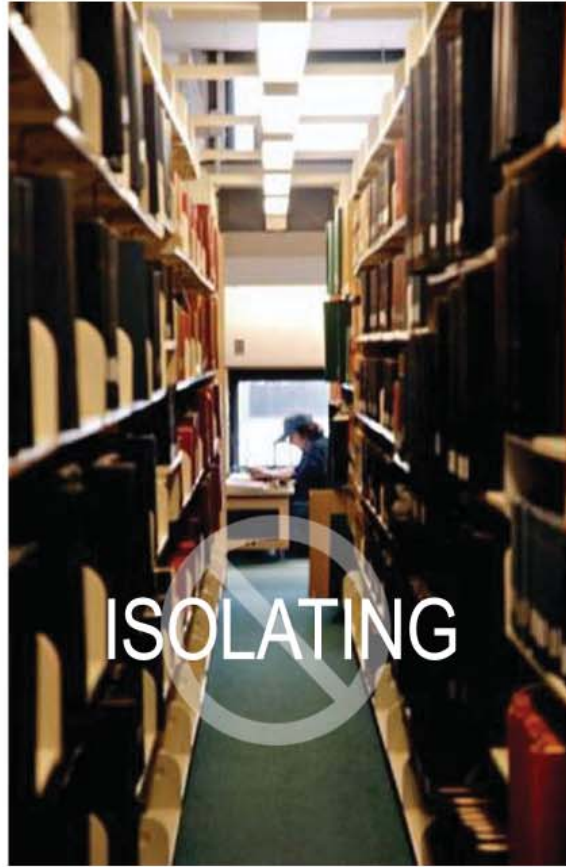



# Deferred Maintenance / Infrastructure **8**

**Phase 8 Scope of Work**

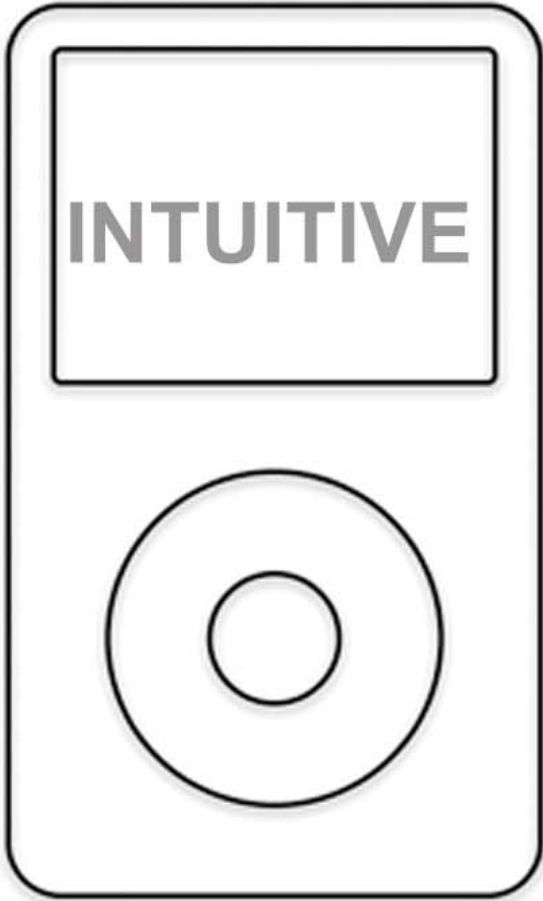
a. Electrical Distribution (not replaced in previous phases)	\$1,639,440
b. Replace curtain wall system	\$5,313,000
c. Replace lighting (not replaced in previous phases)	\$1,639,440
d. Replace HVAC system	\$6,375,600
e. Electrical service upgrade	\$745,820
f. Fire suppression system	\$850,080
g. Furniture (not replaced in previous phases)	<u>\$1,639,440</u>
<b>Phase 8 Total</b>	<b>\$18,202,820</b>







**URBAN**





## Mind Breaking Results

### Wayfinding

Is it possible to more entry to northwest corner and at an angle?

Open views to outside

Like culturally diverse wayfinding

Lighting as a wayfinding element, and a way to create distinct spaces

Use carpet tiles to define, clarify spaces?

Signage - Digital signage

Grand Main Entrance

Signage on floor works for students who are often looking down texting - but need diversity of sign types

Using ceiling markings for wayfinding

Digital signage display

Different lighting defining different functional areas

Well defined corridors (main street) Library zones (store fronts)

Like wayfinding ceiling treatment idea

Wayfinding on the floor in the winter/snow climate probably not effective

Signs on floors - great idea

### Structure/Condition

Electrical capacity

Asbestos removal (mud, ceilings, etc.)

Like acoustical solutions - like drop down panels

Raised floors - climate and electricity

Open up/brighten ceiling

Entry - new arrivals display

HVAC

Update Life-Safety features (add sprinklers)

Opening up more doors

Gallery display good for light - not so for space use

The creative way of distributing air/cooling/heating/electrical (if cost effective) is a good idea in as many areas as possible

Color from books light up objects

Provide upscale materials

Solar lighting

Color is political on this campus

Use courtyard space - improve look also

Retrofit building to access to electrical outlets. Poles (power) - interesting way to provide power; need more work space (table/desk top area)

### Café

Counter bar height seating

Café at Library - Yes!

Add a fireplace in the café

Like the idea of open café on hard surface with counter and table space and mix of chairs

Love the animated courtyard with integrated café

Courtyards in center of activity - tables and chairs

Like the versatile café

Netherlands café distinct area

Café/Food area - movable furniture - larger tables, not small

Flexible café space with movable chairs

Café/small tables - comfortable and café seating

Like Boulder/Norlin café

Like café seating and hardwood slick floor

Display of books/magazines for sale in café

Coffee restaurant space combined with an event space

Café with indoor and outdoor seating

Café with lots of light (natural)

Provide food. Don't separate food and study.

Variety of café seating - lots of seats to encourage use

Like café both formal and casual seating

Like café extending space to exterior

### Group Study

Shear curtains create privacy, but still transparency

Is the electronic paradigm of learning isolating for the individual? Does the library respond to foster this, or provide alternatives?

Garage doors

Group areas should be enclosed to some extent to foster communication

All walls are white board material

Sliding glass doors on group study areas

Open up views to the outside

Use of garage doors is a good way to create small rooms when needed and allow rooms to be combined for larger spaces

Group study rooms with glass walls, white boards, movable furniture

Group study rooms with movable walls - hold 6 - 8 people

Flexible spaces with garage doors

Sliding glass doors accommodate flexibility of use

Sliding glass doors and/or openness to a part of the building is a good idea

Like alcoves and Hollywood squares - aesthetically interesting and flexible, secure spaces, and transparency

Keep transparency/glass in study rooms

Having study spaces in odd shapes looks interesting, but is efficiency lost?

Like Grelph tech-enabled group study rooms - what size?

Sliding glass walls - keep open feeling while creating privacy

Clear, small rooms

Glass group study for students. Flexible. "Garage Doors?" Technology enhanced.

Larger table surfaces for computer, writing surface and text materials

Offer variety of study room shapes - not all rectangular

Various sized study rooms at Anschutz Academic buildings/Medical campus are highly used and successful



## Gallery

Rotating art - solve problem of holes in walls - better display system

Like flexible gallery display units

Fireplace - the library hearth!

Floating display in entrance - new materials - exhibit promo

Relate art works to library materials

Movable chairs in courtyard - great idea

Courtyard with art works w/tables w/umbrellas

## Individual Study

Alcoves - open on one side - good way of dividing space

Open alcoves

Seating around pillars

Cell phone booths on quiet floor areas

Offer a variety of seating - more individual spaces

Individual seating in open spaces would be useful

Variety of individual carrels - some enclosed, some open

Individual, open areas w/power supply

Modern seating for listening to music. Need also for watching DVD/videos

Alcove areas/unique study spaces throughout building

Various open study areas for individuals

Should have a variety of individual areas - soft eating, cubes, etc.

Would be nice to have individual and group study areas throughout the library so not all clustered together. So there is privacy without full enclosure.

Mix for individual study - great

Area's of study/use with laptops

Animate courtyards - provide comfortable seating

Create a variety of study spaces

Provide individual study spaces

Provide a variety of flexible seating

Like a variety of seating - including single user

Comfortable chairs with living room type lamps - creates a sense of enclosure

Too many group areas now (ex. Tables that seat 4 but are used by only 1 person at a time)

Open, individual alcoves of flexible space - 1 or 2 people? Individual on 2nd floor for quiet study

Like study carrels with roller chairs

Services & Service Points Don't like reference desk made of books - presents 'barrier' between user and librarians. Also, de-selection is controversial

Online scheduling process to book room and see vacancies

Book service desk

Reference desk in computers for patrons

Reception desk that is uncluttered - no books/stacks behind the reception desk

Simplify security at library entrance

Circular information commons w/stools - librarian is in the center

Like open service desk

Like open service desk to encourage 'getting out to help' including mobile desk

Like info common space - bar, where invent use - personalized options

Provide open service desks

Multi-level service desk to accommodate multiple uses/services

Circular information commons table opens access. Have two openings

Digital signs would allow changing messages

Service desk - combined services means need space for some "collections" (reserves, holds.) Possible need for staff space adjacent to services

Efficient service - one stop for service, self-service - self check. Self service - DVD's and CD's . Continue to move in that direction

## Collections

Add a popular reading area, perhaps featuring new publications (as we had in the past)

Stacks as a decorative feature. Books are beautiful! Dramatic lighting on the books

Like lower shelves

1st floor collections - 1. Move the diminishing microform collection. 2. Reduce ref collection and put on counter high shelving. 3. Bound/Current journals - continue to go electronic

Metro Music Dept has asked about featuring those collections (scores, books, CD's, streaming music, etc.)

Like books as building material

Amazing wall of books, lighting and blue stunning

Stacks as walls good, but signage must be very important

Use discarded books for structures or decorations or stools

Popular reading collection - great idea

## Staff Spaces

Staff furniture = old and bulky. New Modular offices would be more efficient use of space and increase employee morale and productivity

Information commons - great idea! Round or horizontal?

## Technology

Don't like row-upon-row of 'plug-in' seating where you plug and play



Nice distinction for media in Rotterdam

Lots of glass - how is noise managed?

I-pad stations

Music listening pods would be popular

Like dropped ceiling with opening/reference to infrastructure

Laptop, mobile carts (plug and unplug) Yes!

Smart projectors vs. smart boards

Can the library offer a real-time electronic look into the research that is to be placed on the web - with a public way of sharing this when it happens?

Genius Bar would work in library

### Sustainability

Solar tubes to use daylight

Solar lighting on 2nd floor (tubes)

Windows - remove awnings to improve light and views

Sustainable 1. Going thru client 2. Efficient lighting/solar/task 3. Better windows 4. Air handling 5.

Water - restrooms?

Courtyards - movable furniture

Green Roof

### Miscellaneous

Acoustic + light reflective clouds

Like compact shelving in basement - cure collection on cat walk, i.e., collection provides color

Paint pillars

Designate zones - remove some carpet tiles, expose and polish concrete floors

Color is good

ATM in library

Symbol, image and joy

Vending machines/healthy options

Fireplaces

Like popular reading or new (unreadable word) merchandising

Using lighting to define spaces

Permanent art/sculpture/fountains (rather than rotating)

Break up stacks with comfy seating

Pendant lighting

Auto sorting machines - as check out of print books decreases, is this a good investment?

Like 'zones' created by different lighting and furniture choices

Attractive copier/scanning station

Like - could repurpose courtyards as hard flooring space with view at adjoining library areas - cover to create skylights

Fireplace and home-like furnishings

Natural lighting is good - need much more

Lower shelves - open light of sight

Furniture should be varied, modern, sturdy and timeless

Bring 'joy' user based design

Like main corridor/'destinations'

Free-standing heaters

Fountains

Tables, seating and shade

Keep green landscaping around building and enhance it

Flexible (ADA and situations/uses) furniture that is sturdy, comfortable and easy to clean

Courtyards as light wells

Can courtyards be dual or tri-level for interest and access?



Study Cafe at University of Colorado Boulder Norlin Library



## Library Charrette – Day 1, November 30, 2010

Dennis noted a sign in sheet was going around. They would pass out post it notes so you can write down ideas on post it notes – 1 per note. Library staff are to use green, staff are orange, yellow is for faculty and pink is for students. Dennis then reviewed the agenda.

The group introduced themselves. Dennis said Malcolm asked why a charrette was chosen. Mary said that in order to move forward in a four institutional environment a charrette was suggested and the UCD Provost believes these are a valuable tool. Brad noted there were a number of complicated issues and felt that this process would help pull together a vision. Jerry said this is a way to see where we are now, then step back and see the larger issues and develop a vision. He noted we started with the idea of planning a new building. Ann Jones said that the Board is focused on the utilitarian view on how to serve all the students and faculty with the building. Catherine Ostrander said the library should be one of the top five reasons people come to school here and that doesn't happen now – the library is not a bragging point. Clark Strickland said that the library and the Tivoli are the two places where paths cross and here it's in the search for knowledge – it's an important spiritual place for the campus.

Meg Brown-Sica said the library needs to reflect the needs of this campus which is a commuter population as well as to reflect the changing nature of how people learn (need to be flexible and keep evolving). Cynthia noted that was Craig said was about the vision that the library established which is to be the heart of learning. Carol noted that an essay contest is done every year and that students note that the library is a sanctuary for them. Joe Poli said the group needs to think big and use powerful words.

### What Works and What Doesn't Work

- Cynthia – lighting, acoustics, windows and electrical systems don't work today; wayfinding has been worked on but needs more improvement
- HVAC system doesn't work
- Natural light in the building and the courtyards are an asset though they aren't utilized in the way they should
- Placement of classrooms doesn't work relative to uses above or below
- Need a grand entrance
- Rear entry is a problem as well as lack of connection between the basement and upper floor
- Not an inviting space
- Furniture is not comfortable
- Big open spaces provide a lot to work with
- Inadequate study and learning spaces, no group study spaces
- Need quiet space and loud space separation
- Like to have one table work for all instead of having special ADA tables (consider adjustable tables)
- Consider adding adaptive technology to computer stations in the library so it's a part of the computer area
- Look at emergency exits to ensure all people can use
- Space is like a black box theater – students are defining new areas as they use the space
- Look at combining services even further
- How will reference facilities be used – will it be increased or decreased; how does that work with technology
- Age range and multiple languages are prevalent, should signage be in multiple languages
- Need a better defined help desk
- Access Center?
- Need to find a balance for staff areas – need lighting as well as look at adjacencies
- Fading is an issue with the natural light

- Remodeled a room to create space for working with faculty on integrating digital resources; will develop a complementary space for students next year
- Successful with fundraising for CO & Center for the West
- Need zones set aside to showcase work and fundraising
- Need a better coffee/food area
- Need a gallery and special event area
- Need to look at areas for later hour access
- Restrooms need work and possibly need more
- Would like to see introduction of flat screens
- Library is a refuge for faculty, especially affiliate faculty, and would use more if had a better idea of what is available. Faculty center is a great idea and want to see that enhanced – both in terms of allocating space and communicating how the library can help the faculty.
- Metro's Art Department has a visual arts library (former slide library) and would love that to be a part of the library.
- Library needs to be more welcoming to faculty.
- Trying to create a learning commons on the first floor – have a pilot with UCD's tutoring lab
- Library lights up at night and is a center of the campus; lighting provides security at night
- Industrial design of the building is popular
- Need to anticipate future needs
- Need to allow light in spaces to enhance security
- Loading dock doesn't work for today's needs
- Library needs to be an efficient experience
- Neutral gray background
- Outdoor spaces and security issues need to be looked at – need good outdoor space
- Art has overtaken the space and need to look at gallery vs. library and balance both
- Various sections have been built up over time that block path of travel and lead to confusion
- Need to consider sustainability
- Need to look at setting up major and minor corridors
- Entrance feels like one at King Soopers

Discussed security and noted the library employs a security guard and does regular walk around of the building. Library is on a heavily trafficked street which helps.

Malcolm said discussing the collection is very important. Worked at a library with 1 million works but only 10% circulated. Noted this library is downsizing and need to look at how big hard copies should be versus electronic materials.

### Mind Breaking Exercise

Dennis reviewed the location of the library on the campus and the original designer, Helmut Jahn. The Auraria Library was very early in his career. One of his later buildings was the Michigan City Public Library which won a lot of awards, but the library director said it was one of the worst libraries you could imagine. The firm that actually designed the building was CF Murphy and have their original architect's statement on the building from their 1976 brochure.

The building's entry is raised up a few feet to provide a sense of a grand entry. Classical libraries were organized around courtyards to bring light in to the building. Original plan for the building had very few walls. Dennis reviewed the library plans as the space is used today. Sun shades on the south and west actually block the views.

Images of other spaces were then reviewed. Malcolm said the variety of furniture needs to be discussed. When he walked



through the building there were many spaces for 2 or 4 people but they were often occupied by just one. Question on group study rooms is how many and the size needed.

Use raised floor in new libraries for air distribution, as well as power and data. Can be done in existing buildings at least for electrical as it would require the floor to be raised 6 inches, though it does mean redoing doors, etc.

### Structural Issues

Chuck Keyes with Martin/Martin – The structural system is lateral and is quite simple with beams. Provides great freedom to do what you want but when this building was designed, code addressed earthquakes much differently. The building does not meet building codes today. There are rules that say if you do not significantly alter the occupancy and the existing structural system by a certain percentage, then you can leave the building alone. Suggest that things like adding another floor or cutting in big holes be seriously concerned due to the code implications.

### Building Breaking

Malcolm reviewed what he heard during the mind breaking exercise and then shared his thoughts on the building. It's a good building but was built as a building of its time. Building was designed as a wide open space but have added in little spaces over time. Need to decide which image you want to move forward with. The two doughnuts of the courtyards make for a circuitous path. It's a suburban building in an urban setting – it's a big building but it has its virtues. Each floor is the size of three football fields. Need to think about what closure means in the building and where/if it should happen. The building is almost like a bathtub that hasn't been cleaned in 35 years with a ring growing all around it – though it is slightly less so on the 2nd floor.

Want to discuss with you all if we were working with Helmut on where to put everything.

Then put cards around the building designating front door, staff door, service door, etc. Library staff felt a staff door was important. Consider adding a second ramp on the other side of the existing front door.

When looking at library services, a number of people rejected certain options including access services, government documents, media center, periodicals, music scores and microfiche.

### Review of Mind Breaking Comments

(see p. 33-35)

Bob Kronewitter said there was never a concept on the furniture and each librarian changed it. The architects of the building thought furniture was an after thought.

Mary said that we do have to think about where to staff should go as it is a big issue. As we will depend on private funding, I'm starting to see how you might package projects in to small discrete projects.

Malcolm said during lunch he wondered what the quality of the image would be once the project is done. One of the words mentioned is industrial, color is good, joyous – need further discussion on what is appropriate for direction. What is it that would make this building welcoming? The outside is distinctive but how is the inside distinctive? Linda said some intertwining themes are need for refuge but also a place to create community and need to achieve balance between the two. Brad said one needs to feel energized in coming to the library to learn but also have places where one can be quiet.

Meg said this place is the anti-ivy and it should honor history of CO, Denver and the Auraria as well as realize it is a diverse campus. Mary said inquiry is important to joy and today's students look to each other and collaborative spaces are important. Simple and efficient is preferred to glitz. Ann said we need to soften certain areas – use rugs.

It was noted the external review committee said the library is not welcoming. Linda noted that entry isn't welcoming, café isn't welcoming and when you walk in the building it feels closed off. Malcolm noted that the industrial aspect of the building is the concrete which provides a frame. One thing you can do is be compatible with that or be in contrast, or do both. Concrete is cool and could think of warmth as a warm color. Consider use of pattern and texture.

Malcolm noted the ceiling seems darker because it doesn't get any light. The dimensions of the building are so big that if a dropped ceiling was put in it would excentuate the size. Clouds or lillypads could work here or if think of bigger scale could attach acoustical material to concrete.

Lisa McGill suggested that with the learning commons the spaces need to be welcoming.

Mary said that the copy center is too modest.

Carl Meese said that there's no institutional identity and maybe it would be more welcoming if the schools were recognized.

Ozi summarized the results of our locational exercise. On the first floor there was a lot of activity directed to the NW corner. Even divide on keeping entrance where it is versus moving to the NW corner. The bigger courtyard had garden, outdoor reading associated with it, but not so for the smaller courtyard.

There was a discussion on the entrance and its relation to the institutional neighborhoods.

There is a staff lounge on the 2nd floor next to Archives that has plumbing and that could be a good location for staff bathrooms. North side of the building was refinished with glazing. The skin that is on the building is not sustainable.

## Library Charrette – Day 2 – December 1, 2010

Nearly all of yesterday's participants were back for day two with the addition of Jerry Perry.

Today we'll discuss prioritization and phasing opportunities for this project. Also need to talk about sustainability today and explore further. We'll also discuss the options as well as tour the building. Need to discuss parameters and how 900,000 volumes, 60 offices and seating is doubled within this space. Malcolm noted that there may need to be more work done, for us need to know minimum size of collection and then detail fitting that collection.

Bob Kronewitter noted that the building was planned for an expansion on the north side. How is that considered?

Jerry noted that at AMC they limited the number of service points. Created a second desk which has never been used which was located in the stacks area. We've had three instances of leakage into our special collections from our HVAC system and so I wouldn't put special materials next to such systems. We had to create a kitchen next to our event space (which is also a reading room) since it is not close to the café. Our planning was informed by group work and while we have areas for it, many still think the library should be quiet – maybe group areas should be in louder areas. We could convert our building to 24/7 access by card swipe by securitizing assets but it is a retrofit. Jerry discussed office space – determined library faculty would each get their own office which has caused some problems. Believe possibly we shouldn't have promised an individual office as it is has impacted our ability to create space. Look to create flexibility with staff space but there are other issues that play in to this issue.

Discussed 24 hour access and concerns with lack of parking and safety. Catherine noted that when they queried students



24 hour access was not a priority for students. Should be discussed but likely not something that we need to do now.

Lisa McGill said this population needs more help and thinks a second desk would help in this library. Jill concurred since the collection would be primarily moved to the 2nd floor.

Janice Fritsch with the King Foundation spoke that the Library is important to the foundation as it addressed the needs of an underseved population. In the past funded the disability access center and just funded the Center for CO and the West. Believe it's a real opportunity to be a signature project and bring in outside populations which is a place to see in the library and an interactive experience on the web. Our wish list dream would be to have Center for Co & the West on top of the building as a signature. Seek other funding for the various areas, look at curriculum to help with other schools to use the library's resources. Think it should be an important aspect of the library. Want there to be a wagon wheel. Think it could serve as a stand alone event space. Jill then wondered if we needed a separate event space or if Center for CO & West needs to be next to the event space which is not how we've shown it thus far.

Jerry suggested making the wall a living wall that can project images and share digital information which could also be used for the Center. Janice said the objective is to make this the signature project at the library but has to work within the building. It will also be a working center as people will be creating the data.

Lisa McGill noted that there is a concern on the back of the library and Science that with the loading area, that is a heavily pedestrian area. There needs to be some look at the east side of this building. Lisa also noted that it would be great if a tactile strip was not needed in the building if the building was well designed.

### Sustainability

Are there five beneficial thing that come out of redoing the louvers to reflect light versus the 30 year plan to replace mechanical systems. There was discussion on the campus' sustainability push and that the Sustainable Campus Program has funded retrofit of toilets and faucets, which should have happened in the building. There had been a plan to create a solar farm on this room along with Arts through a power purchase agreement but that was not possible. It would be great to see solar on the roof tied in to the building. It was discussed that the library staff had no idea of the cost of their utility bill. Jill noted that AHEC pays the utilities and that as those costs go down, the amount of the institutions have to pay to AHEC for utilities would decrease.

### Tour of the Building

The group then walked the building looking at the two options. The group then reviewed a third option with the idea of having a second building entry on the south side (off Curtis). One of the concerns brought up with the third option is the larger courtyard provides a great quality of light on the south side as well as great downtown views on the 2nd floor looking out the courtyard. Dennis said those could be paramaters kept even if the courtyard was filled in in some way. Jerry said option 3 makes sense to him as it is intuitively laid out.

Dennis said we have to remember the St. Francis Way entry and working with another entry. Think it's important to consider so that the basement becomes a part of the building. Right now the uses in the basement could occur anywhere and people go because they have to go there.

### Prioritization and Phasing

There could be short range modest improvements in the next 8-10 years. Greater funding and signiciant improvements could occur in 15-30 years.

Library is studying collections remaining on the first floor to study what needs to remain, what can be deselected and what can go digital (reference, microfilm, periodicals). Already reduced the reference section by half.

8-10 Years      20+ Years

Get more power as in outlets – Library funds from salary savings Use less power

Create group study rooms – fundraising dollars Asbestos abatement

Restroom expansion      HVAC

CO Center for the West - some fundraising dollars and other?      Window replacement/envelope/louvers– CM funding?

Staff offices (including digital wall)

Service points      Roof – green or solar?

Increase seating      Solar tubes on upper floor to provide more natural light

Digital resource center

Lighting

Acoustics

Furniture/interior design

Café – tenant improvement

Increase faculty resources

Entry/main street

Courtyard A      Also possibly long term

Courtyard B      Also possibly long term

Gallery

Event Center

Shelving

Wayfinding/signage

Exterior landscape

East entry

Remove general assignment classroom on the 1st floor

Remove access center

Each person then got six dots to vote